

THE HOMOEOPATHIC HERITAGE

Bringing Classical and Contemporary Homoeopathy Together

ISSN: 9070-6038

Vol. 50, No. 2, May 2024

PEER REVIEWED

The HOMOEOPATHIC HERITAGE Turns

50 years

Imponderabilia: The Practical Utility

- 5H-Holistic Views on Hahnemann's Homeopathy for Health of Humanity
- Imponderabilia As Medicine: A Journey Through the Ages

INCREDIBLE STORIES UNFORGETTABLE JOURNEY



Dr Rohit kumar Priya

It is with immense gratitude and joy that I express my heartfelt appreciation for being a part of The Homoeopathic Heritage Family. As an author who is deeply committed to sharing my medical research articles, I consider it a great privilege to contribute to this esteemed platform.

Throughout my journey as a researcher and writer, The Homoeopathic Heritage Family has been a constant source of inspiration and support. The platform has provided me with a unique opportunity to share my work with a broader audience, and I am humbled by the warmth and enthusiasm with which my articles have been received.

Being a part of this family has not only allowed me to share my insights and discoveries but has also connected me with a community of like-minded individuals who share a common passion for advancing the field of homeopathy. The collaborations and exchanges of ideas that have emerged from these connections have been invaluable to my growth as a researcher and author.

As I continue to contribute to The Homoeopathic Heritage Family, I am filled with a profound sense of purpose and fulfillment. Together, we are creating a valuable resource that will inspire and inform generations of homeopathic practitioners, researchers, and enthusiasts.

Thank you for welcoming me into this remarkable family. I eagerly look forward to our continued journey together as we strive to unlock the full potential of homeopathy and contribute to the well-being of individuals around the world.

With deepest gratitude,

Dr. Rohit Kumar Priya, M.D Scholar (Part-II), R.B.T.S Govt. Homoeopathic Medical College & Hospital, Muzaffarpur, Bihar, India

THE HOMOEOPATHIC HERITAGE

Vol. 50, No.2, May 2024

Pages: 108

CHIEF EDITOR

Dr Farokh J. Master

MANAGING EDITOR

Dr Rashi Prakash

LANGUAGE EDITOR

Dayna Lynn Davis

CHIEF ASSOCIATE EDITOR

Dr Yogesh Niturkar

ASSOCIATE EDITORS

Dr Abha

Dr Amit Sahani

Dr Anit Acharya

Dr Anum Zaheer

Dr Geeta Rani Arora

Dr Hitarth Mehta

Dr Kavitha Kukunoor

Dr Krutik Shah

Dr Manpreet Kaur

Dr Niharika Jain

Dr Poorav Desai

Dr Preeti Jha

Dr Shilpi Rastogi

Dr Shweta Singh

Dr Yashika Arora Malhotra

REVIEWERS

Dr Ashish Indani

Dr Clare Relton

Dr Chaturbhujia Nayak

Dr Eswara Das

Francis Treuherz

Dr Kamal Sethi

Dr Meeta Gupta

Dr Monika Kathuria

Dr Queenita Fernandes

Dr Raj Kumar Manchanda

Dr Robert Mathie

Dr Sandeep Sathye

Dr Yashveer

INTERNATIONAL ADVISORS

Dr Ajit Kulkarni

Dr Bipin Jain

Chaim Rosenthal

Frederik Schroyens

Grant Bentley

Jan Scholten

Jeremy Sherr

Dr Kamlesh Mehta

Luc De Schepper

Dr L.M. Khan

Miranda Castro

Dr M.K. Sahani

Dr P. K. Sudhir

Dr Rajat Chattopadhyay

Richard Moskowitz

Roberto Petrucci

Dr Sanjay Sehgal

Dr Subhas Singh

Dr Subrata Kumar Banerjea

Dr Tarkeshwar Jain

Todd Rowe

Torako Yui

Dr Uttareshwar R. Pachegaonkar

Dr Yogesh Sehgal

EDITORIAL LEGACY: MENTORS

Dr D. P. Rastogi

Dr H. L. Chitkara

Dr Praful Vijayakar

Dr Robin Murphy

Dr S. P. Koppikar

BUSINESS CONSULTANT

Manish Jain

manish@bjain.com

Layout and Design : Sonika Pawar
For subscription, change of address,
exchange

of copy or any other complaint:
subscribe@bjainbooks.com

Website
www.homeopathicheritage.com

Published by: Mr Kuldeep Jain on behalf of
M/s. B. Jain Publishers (P) Ltd.

Printed at M/s Narain Printers & Binders,
D-6, Sector-63, NOIDA, UP-201307

Published from 1921/10, Chuna Mandi,
New Delhi - 110055

Ph.: 91-11-4567 1000

Email: hheditor@bjain.com

Corporate Office: 0120-4933333

Disclaimer: The Publishers are not liable for manuscripts not sent on the Publisher's demand. In principle, only those papers will be accepted which have not been published previously, domestically or abroad. Furthermore, manuscripts may not be offered to other publications at the same time as they are under consideration for this journal. The article selected can be used in other language editions of the journal. Unsolicited manuscripts will not be returned.

Note: The views and opinions expressed by the authors of articles published in this journal are not necessarily those of the editors and publishers.

CONTENTS

EDITORIAL

Dr Rashi Prakash 5

EDITOR'S DESK

Homeopathic healing with realm of Imponderables

Dr Kavitha Kukunoor 8

STALWARTS' EXPEDITION

Dr. Phineas Parkhurst Wells: A Guiding Beacon of Light

Prof. (Dr.) Subhas Singh, Dr. Rumsha Tamkeen, Dr. Jyotidarshane, Dr. Vignesh K, Dr. Binay P. Singh 11

SUBJECTIVE

Imponderabilia and Its Significance In Homeopathic Management

Dr Pooja Chandil, Dr Prashant Gupta 13

An Overview of the Imponderabilia In Homoeopathy And Its Practical Utility

Dr. Subhajit Dey, Dr.Sanjeev Kumar 15

Beat The Heat With Sol

Dr. Sonia Tuteja, Dr. Sristi Chakraborty, Dr. Shayantan Kumar Das 18

Beyond the Tangible: Diving into the Invisible, Understanding Imponderabilia

Dr Janki hirpara 22

Homeopathic Nosodes For Behavioural Problem In Children With Special Emphasis On Carcininum

Dr Dipika Sindha, Dr Babina Ningombam 25

Imponderabilia : The Clinical Utility

Dr T Rishi Sai Krishna 28

Magnetopathy And Homoeopathy

Dr Rudravaram Sangeetha, Shivaji Bansode 31

Nephrolithiasis and Its Homoeopathic Management

Dr. Pramod Kumar Singh, Dr. Ankita Srivastava, Dr. Somendra Yadav, Dr. Rishabh Dixit 38

Practical Applicability of Imponderabilia

Dr. Khirod Bisoi 41

Homoeopathic Approach: Management of Premature Hair Greying

Dr. Pooja 44

Utility of Imponderabilia in side effects of radiotherapy as an integrated approach of cancer management

Dr. Shruti J. Vankar 47

Telemedicine In Homoeopathy : A Review

Dr. Kaushlendra Kumar 50

Enlightening The Practical Utility Of Imponderabilia In Homoeopathy

Dr. Rakhi, Dr. Amanpreet Kaur, Dr. Shefalika Singh 54

Imponderabilia: The Hidden Treasure of Homoeopathy

Dr. Riya, Dr. Ruchi Mehta, Dr. Ravindra Kumar 60

Imponderabilia As Medicine: A Journey Through the Ages

Prof. (Dr.) Kaushik Deb Das, Dr. Rayba Khatoon, Dr. Sanjay Sarkar, Dr. Sumanta Kamila 64

CASE REPORT

Nocturnal Enuresis and Its Homoeopathic Management- A Case Report

Dr. Mukesh Kumar Ranjan 68

Role of Homoeopathy in the treatment of Tinea Corporis- A Case Study

Dr. Varsha Manchanda, Dr. Shubhangi Tiwari 74

A Case Report Of Migraine Treated With Homoeopathy

Dr. Prastuti Jaiswal , Dr. Saumya sharma 80

Effectiveness Of Homoeopathic Medicine In Treating Filiform Warts: A Case Report

Dr Bhawana Singh 84

Individualized Homoeopathic treatment of Oral Mucocele

Dr.Abhishek kumar Aryan, Dr.Mohammed Sajim 89

READERS' PERSPECTIVE

My encounter with Late Dr. Vishpala Parthasarthy

Dr Rajiv Rui Viegas Peres 92

RESEARCH

5H-Holistic Views on Hahnemann's Homeopathy for Health of Humanity

Lingam Krishna Rao **PEER REVIEWED** 94

Demographic Details of Paediatric Patients visiting Tertiary Care Teaching Homoeopathic Hospital: A Pilot Survey

Dr Tina Anand, Dr Priya Sareen, Dr Suruchi Sharda, Kimmi Saini 100

BOOK REVIEW

Synoptic Memorizer of Materia Medica

Prof. (Dr.) Chaturbhujaya Nayak 104

The Chronic Diseases: Their Peculiar Nature & Their Homoeopathic Cure (Volume 1 & 2) by Dr. Samuel Hahnemann

Dr. Ankur Shukla 105

Dear Readers,

The various sources of imponderabilia that are available to the world of homeopathy are immaterial and can only be perceived and not measured. Homeopathy, in this aspect, finds parallelism with traditional energy medicine which believes in restoring the balance and flow of energy throughout the body, mind, and soul. Several studies which look at homeopathy as nanomedicine imply that homeopathy might be the future medicine. That said, it is important to know that the UN, on 7 September 2023 noted "Transitioning to renewable energy is the key to securing humanity's survival, as "without renewables, there can be no future". The same holds true for medicine.



As doctors, more precisely being homoeopaths, all of us are too familiar with the term 'Imponderabilia', so much so that none of us in my opinion would have ever picked up a simply English and non medical dictionary to look the word up.

Well, if we flip the pages of an English dictionary, we find the word described as 'something which cannot be precisely measured' and the meaning seems appropriate in the homoeopathic parlance as energy is intangible. The various sources of imponderabilia that are available to the world of homeopathy are immaterial and can only be perceived and not measured.

Talking about the effects of imponderabilia on health or treating ill health with imponderabilia, let us dive down into history where we find extensive evidence of people's belief in the effects - both positive and negative - on humans.

From the Mesopotamian tablet (from 127 BC and displayed in The Moon exhibition at the National Maritime Museum in 2019) which illustrated how to ward off the evil effects of a lunar eclipse, which were believed to threaten the life of the king to an early folklore which instructed people to give crescent moon shaped amulets to improve fertility and for protection during childbirth, we have ample evidence that supports the use of moon's energy being utilized for maintaining good health. In fact by the 16th century, tracking the Moon's position had become an "essential part" of medicine according to Louise Devoy, Curator of Royal Observatory Greenwich who says- "They used the black spokes on these rotating paper discs – volvelles' – to keep track

of the Moon's position,"The waxing phases of the Moon were thought to enhance the benefits of bloodletting. In contrast, the Full Moon was thought to intensify a patient's fever. Similarly, apothecaries created herbal remedies using watery plants that were thought to be influenced by the Moon."

Meanwhile in Hinduism, the moon has been given the status of God and is associated with episodic illnesses and health such as menstruation (which is cyclic) closely corresponding with the waxing and waning phases of the lunar cycle. An article published in the Times of India before the July 2019 eclipse warned, "It is believed that eating during lunar eclipse is harmful for health, and this is simply because the eclipse leads to emission of strong ultraviolet rays, which impacts cooked food as it is prepared with water, which further attracts emissions, which turns the cooked food into poison."

Delving into the effects of magnetism on human health, hundreds of studies have shown the consequences of exposure to hypomagnetic field on human neuroblastoma cell proliferation¹, DNA repair in human bronchoepithelial cells², human—cognitive processes³, and human circadian rhythm⁴

Similarly, Homeopaths use sol, prepared from sun's energy to treat various illnesses. J. H. Clarke mentions in his materia medica- "O. V. Thayer (*H. R.*, viii. 463) published in 1893 a series of cases in which he had used concentrated rays of sunlight (solar cautery), including cases of epithelial cancer, rodent ulcer, parasitic diseases, moles, small wens, birth-marks, etc. H. T. Webster (*H. R.*,

xv. 126) gives details of a case of epithelioma in which the growth was removed by solar-cautery and a scarcely perceptible scar left."

This implies that our medicines created from both lunar and solar energies are effective in warding off myriad ailments of human bodies.

Moving on to X Ray, Boericke writes- "Repeated exposure to Roentgen (*X-ray*) has produced skin lesions often followed by cancer. Distressing pain. Sexual glands are particularly affected. Atrophy of ovaries and testicles. Sterility. Changes take place in the blood lymphatics and bone marrow. Anæmia and leukæmia. Corresponds to stubbornness as in burns, they refuse to heal. Psoriasis. Has the property of stimulating cellular metabolism. Arouses the reactive vitality, mentally and physically. Brings to the surface suppressed symptoms, especially sycotic and those due to mixed infections. Its homeopathic action is thus centrifugal, towards the periphery". Then we have medicine prepared from electricity with milk sugar. Dr H. C. Allen states- "Caspari and his colleagues obtained the symptoms caused by Electricity, natural and artificial, and was first published in *Hom. Bibliot.* Later it appears in *Jahr* and has recently been republished, with additions by Clarke. Every medical man knows the extreme susceptibility of some persons to the electric fluid and the sufferings they experience on the approach of, and during, a thunderstorm, or the contact of an electric current. The potencies are prepared from milk sugar which has been saturated with the current".

Homeopathy, in this aspect, finds parallelism with traditional energy medicine which believes in restoring the balance and flow of energy throughout the body, mind, and soul⁵. As per an article published in Times of India, "This technique works directly with the physical, emotional and spiritual aspects of well-being. It is used to treat various medical conditions, especially ailments related to mental health".

Several studies which look at homeopathy as nanomedicine imply that homeopathy might be the future medicine. Though difficult to explain scientifically, dynamization does arouse the latent energy of crude drugs in the form of free electrons and preserves it in the base of

alcohol/sugar of milk. That said, it is important to know that the UN, on 7 September 2023 noted "Transitioning to renewable energy is the key to securing humanity's survival, as "without renewables, there can be no future". The same holds true for medicine.

Quick Word on Issue Content

This issue of The Homoeopathic Heritage titled 'Imponderabilia: The Practical Utility' is intended to bring to light, the significance of this beautiful source of homeopathic medicines and the fact that it is not being utilized to its maximum potential. This issue features a number of opinion pieces by budding homeopaths besides a eulogy honouring Late Dr. Vishpala Parthasarthy who left for the heavenly abode in November 2023. The editor's desk, penned by Dr. Kavitha Kukunoor, elaborates upon homoeopathic healing in the realm of Imponderables and the Stalwarts' Expedition by Dr Subhas Singh, Director, NIH, Kolkata features the life of Dr Phineas Parkhurst Wells. Dr Chaturbhujaya Nayak, Former: Director General, Central Council for Research in Homoeopathy, Ministry of Ayush, Govt. of India; President, Homoeopathy University, Jaipur, Rajasthan & Principal-cum-Superintendent, Dr. AC Homoeopathic Medical College & Hospital, Bhubaneswar, reviews Synoptic Memorizer of Materia medica authored by Dr Subrata Kumar Banerjea and Dr Saptarshi Banerjea and The Chronic Diseases: Their Peculiar Nature & Their Homoeopathic Cure (Volume 1 & 2) by Dr. Samuel Hahnemann has been reviewed by Dr Ankur Shukla.

Happy Reading!

Dr Rashi Prakash

rashi@bjainbooks.com

hheditor@bjain.com

REFERENCES

1. chuan Mo W, Liu Y, Bartlett PF. 2013. Magnetic shielding accelerates the proliferation of human neuroblastoma cell by promoting G1-phase progression. PLoS ONE 8, e54775. (10.1371/journal.pone.0054775)
2. Xue X, Ali YF, Liu C, Hong Z, Luo W, Nie J, Li B, Jiao Y,

Liu NA. 2020. Geomagnetic shielding enhances radiation resistance by promoting DNA repair process in human bronchial epithelial cells. *Int. J. Mol. Sci.* 21, 9304. (10.3390/ijms21239304)

3. Binhi VN, Sarimov RM. 2009. Zero magnetic field effect observed in human cognitive processes. *Electromagn. Biol. Med.* 28, 310-315. (10.3109/15368370903167246)

4. ever R. 1970. The effects of electric fields on circadian rhythmicity in men. *Life Sci. Space Res.* 8, 177-187.

5. http://timesofindia.indiatimes.com/articleshow/70698807.cms?utm_source=contentofinterest&utm_medium=text&utm_campaign=cppst

Note: The Homoeopathic Heritage is a peer-reviewed journal since January 2013. All articles are peer-reviewed by the in-house editorial team. Articles selected from each issue are sent for peer-review by an external board of reviewers and marked with a 'peer-reviewed' stamp. For inclusion of articles in the peer-review section, kindly send your articles 3-4 months in advance of the said month at hheditor@bjain.com.

Call for papers for the upcoming issues:

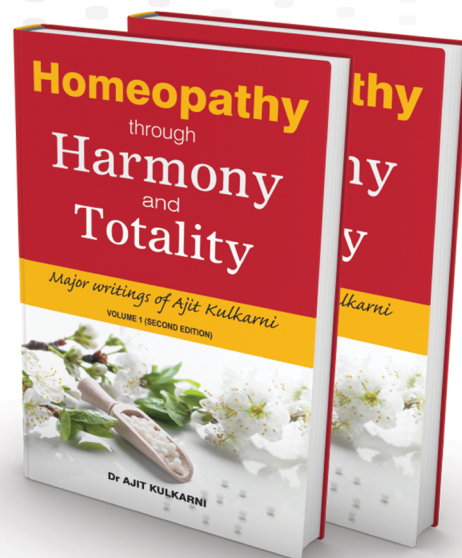
Unbolt Yourself		
Issue	Topic	Date
June 2024	Antidoting the First Prescription: When & Why did you Do it?	April 15, 2023
July 2024	Sac Lac: The Use & Significance in Homeopathic Practices	May 15, 2024
Aug 2024	Sac Lac: The Use & Significance in Homeopathic Practices	June 15, 2024



HARMONY VOL.2

- An elaborate description of different types of prescribing required to be done in different situations.
- It takes the readers on a journey through the common failures of a homeopath along with the causes of along those failures and also their resolutions
- A detailed note on the constitution, inheritance and kinship of remedies
- It teaches the reader the correct way to read the patient's body language so as to grasp what the patient doesn't say - an important aspect of efficient case taking.
- It gives a deep insight into all the aspects of the most common and briefly discusses those of the uncommon remedies in a separate chapter.
- A section on Group study of Materia Medica has further enriched the book giving readers notes on different groups like acidic acids, spiders, milks, sarcodes, nosodes, and many more.

HOMEOPATHY *Through* HARMONY and TOTALITY



(VOL.2) ISBN 9788131927823

Homeopathic healing with realm of Imponderables

Dr Kavitha Kukunoor

CCH, RS Hom (NA), C.HP, BHMS,



Salute to Dr Samuel Hahnemann, Founder of Homeopathy: Divine art of healing.

Imponderables (direct physical energy medicines) are immaterial dynamic energies that are utilized as potentized homeopathic

medicines for the cure of sick. Colour & Sound remedies work at a physical, emotional, mental, and spiritual levels to heal the physical body, stabilize the emotions and provide mental clarity. They are based on each Chakra's vibrational affinity to a particular colour and sound of musical notes.

Chakra is a Sanskrit word means wheel. The Chakras correspond to the spinal plexuses in the physical body from which nerves branch out to provide energy to different parts of the body. The 7 chakras are the energy centres in our body through which energy flows.

•**ROOT CHAKRA**-represents our foundation and feeling of being grounded also called as **MULADHARA** or **COCCYX CENTRE**.

•**SACRAL CHAKRA** - our connections and ability to accept others and new experiences, it is also called **SWADISTHANA**.

•**SOLAR PLEXUS CHAKRA** -represents our ability to be confident and in control of our lives.

•**HEART CHAKRA** -our ability to love, joy, inner peace.

•**THROAT CHAKRA** -the **VISHUDDHA** or

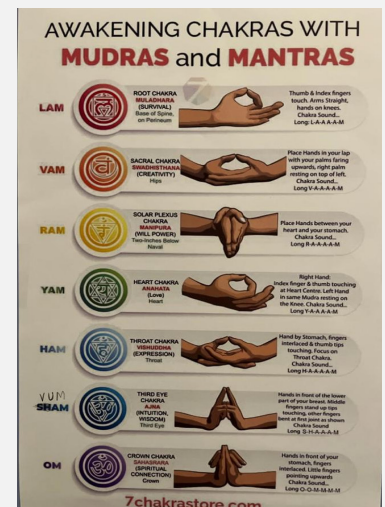
cervical centre from which nerves radiate to the throat, neck and vocal chords.

•**THIRD EYE CHAKRA** -highest centre located in medulla oblongata, through which cosmic energy feeds the entire body with prana.

•**CROWN CHAKRA** -located in the cranium at top of head, traditionally called as thousand petalled plexus or crown chakra, represents our ability to be fully connected spiritually.

Dr. Ambika Wauters, Homeopath who developed homeopathic Colour and Sound remedies in 1990. She is the founder of Life Energy Medicine. 10 colour remedies are: Red, Orange, Yellow, Green, Pink, Indigo blue, Turquoise, Violet, Spectrum and Magenta. Colour & Sound Remedies are prepared in the same way like any other homeopathic remedy.

Mudras are hand gestures that direct the flow of energy to the body and it will be effective if we make positive affirmations during meditation that stimulates the particular Chakra.



I am fortunate to associate with her and gained knowledge in Colour and Sound Remedies and seen amazing results in my practise.

Several case examples can be quoted from my clinical experience in treating various diseases to name few Asthma (Green & Sound F) , PCOS (Orange) , Chronic Eczema (Pink) , Chronic Fatigue Syndrome (Spectrum & Chord), Autism (Turquoise & Sound G), ADD (Yellow & Sound E), Depression (Orange), Varicose veins (Red), Infertility (Orange), Insomnia (Pink & Violet), Migraine (Violet & Sound B) etc., with Colour and Sound remedies given as supplements along with their constitutional medicines.

Colour, Chakra, Sound, Element	Affinity of Organ and Uses
Red Root Chakra, Sound Middle C Element: Earth	Survival issues/Adaptability Trust in life / Being grounded Adrenal Cortex, Blood, Spine, Nervous system, Depression, lack of energy, low blood pressure, bladder infections, shock etc. Diet for Root Chakra think of Red colour foods eg Beetroot, Tomatoes, Strawberry etc
Orange Sacral Chakra, Sound D, Element: Water	Abundance, Pleasure, Peace & Wisdom Endocrine Glands -Ovaries, Testicles Kidney problems, constipation, Muscular cramps, pleasure deficient, insufficient lactation, allergies etc. Diet for Sacral Chakra think of orange colour foods, like Carrots, Mangoes, Orange peppers etc
Yellow Solar Plexus Chakra, Sound E, Element: Fire	Human and Divine Love Endocrine Gland - Liver, Gallbladder & Pancreas Digestive disorders, food allergies, liver problems, diabetes, hypoglycemia, hyperthyroid, gallstones, muscular cramps, mental and nervous disorders, builds confidence, developmental issues. Diet for Solar Chakra think of Yellow colour foods like Bananas, Lemon, Pine apple, corn etc
Green Heart Chakra, Sound F, Element: Air	Endocrine Gland, Thymus Gland Diuretic- pulmonary and cardiac oedema Heart and lung problems, high blood pressure, fatigue, insomnia, immune system, lymph glands, loneliness, harmony, Peace, Inner conflict, forgive and love Diet for Heart Chakra think of Green colour foods like Kale, Broccoli, Spinach, dandelion greens etc
Pink Heart Chakra, No note applies, Element: Air	Thymus gland Peace, love & joy, feelings of love are weakened by grief. Disappointments, Loss & Separation/ Mother love. Heart patients to ease fears Increase milk production Relieve stress
Blue/Turquoise Throat Chakra, Sound G, Element: Ether	Thyroid, Parathyroid Hyperthyroid, sore throats, inflammations, burns, fever, ear infections, mental exhaustion, Gum inflammations, digestive disorders, nervousness, colic, back pain, high blood pressure, hyperactive or violent behaviour, helps to focus, Divine Will. Diet for Throat Chakra think of Blue colour foods like blue berries, black berries, herbal tea etc
Indigo Blue Third Eye or Brow Chakra, Sound A, Element: The Cosmos	Detachment and Intuition Endocrine Gland – Pineal body Pain, in the intestines, eyes, Ears and nose, psychic exhaustion, clarity, Release negative patterns & promote inspiration Diet for Brow Chakra think of Purple colour foods like Blue berries, Purple grapes, Purple cabbage, eggplants etc

Violet Crown Sound B, Element: Pure Bliss	Chakra, Depression, migraine headaches, Baldness, dandruff and neurotic behaviour Endocrine Gland – Pineal gland, Secretions Diet for Crown Chakra: Fasting & Detoxifying. Meditation & essential oils,sage, Lavender etc
---	---

Few aphorism in relation to this are,

Aph 225 - There are some emotional illnesses that will, if left alone, destroy the physical health.

Aph 226 - These may be treated, in an early stage, by “displays of confidence, friendly exhortations, sensible advice, and often by well-disguised deception.”

Aph 261-The best thing in chronic diseases is to remove the obstacles to recovery, and encourage recreation, exercise, and good food.

Aph 293-A reference to Mesmer and the powers of “animal magnetism” and the curative effects of hypnosis.

Aph 294: Continued discussion of “positive” and “negative” mesmerism, in light of the vital force.

Miasmatic State of Chakras :

- Root Chakra: Psoric
- Sacral Chakra: Sycotic
- Solar Chakra: Syphilitic
- Heart Chakra: Tubercular
- Throat Chakra: Acute Miasm
- Brow Chakra: All Miasms
- Crown Chakra: None

Chakra	Homoeopathic Remedies
Root Chakra	Psorinum, Sulphur, Aurum Metallicum, Cimicifuga, Caulophyllum, Hepar Sulph, Lachesis, Ledum pal etc
Sacral Chakra	Medorrhinum, Folliculinum, Aconite, Arsenicum Album, Gelsemium, Ignatia, Natrum Mur, Phosphoric Acid, Murex, Liliium Tig, Sepia, Oleander, Helonias, Thuja, Rhus Tox, Byronia etc
Solar Chakra	Carcinosin, Aconite, Chelidonium, China, Lycopodium, Gelsemium, Silicea, Sulphur
Heart Chakra	Cactus, Crataegus, Digitalis, China, Aurum Metalicum, Acid Phosphoricum, Lachesis, Latrodectus Mactans Lac Defloratum, Cuprum Metallicum Cenchrus, Anacardium, Iodum, Lac Humanum
Throat Chakra	Tuberculinum, Ignatia, Iris Versicolor, Laurocerasus, Staphysagria, Hyoscyamus, Mercury, Natrum Muriaticum
Brow Chakra	Anterior pituitary & Posterior Pituitary

Potency for Color & Sound Remedies:

We can use 6X, 12c & 30c, based on the condition of the patient; it can be repeated either daily or Weekly or once a month.

REFERENCES

1. Healing and Health with Homeopathic Color and Sound Remedies, by Ambika Wauters
2. Life Energy Medicine Bible- by Ambika Wauters
3. For more Info visit www.lifeenergymedicine.com, www.7chakrastore.com, Way2knowledgeportal.com
4. Panchkosha -by Dr Deepa Raje Nimbalka
5. Neigong.net
6. http://wushealingcenter.com/wp-content/uploads/2013/02/Wu_SHT_6HealingSounds.pdf
7. <https://www.holdenqi-gong.com/the-history-of-sound-healing-in-qi-gong/>
8. https://en.wikipedia.org/wiki/Liu_Zi_Jue

Dr. Phineas Parkhurst Wells : A Guiding Beacon of Light

Prof. (Dr.) Subhas Singh¹, Dr. Rumsha Tamkeen², Dr. Jyotidarshanee²,

Dr. Vignesh K², Dr. Binay P. Singh²

¹Director, National Institute of Homoeopathy, Kolkata

²PGT, National Institute of Homoeopathy, Kolkata



Dr. Phineas Parkhurst Wells was born on 8th July 1808, in Hopkinton, New Hampshire, USA. He was a cherished teacher, lovingly called 'an old giant' whose name goes down as one of the pioneers of Homoeopathy in America, he was known

to be a hardworking and sincere fellow. His father was an old school physician in Hopkinton.

Early Schooling

He attended the district school regularly till the age of twelve. From his thirteenth year onwards, he started working on his father's farm in the summer, attending school only for a few weeks in winter.

From Printer to Physician

Though his father was a practicing physician, he was opposed to his son studying medicine as he considered a physician's life to be menial and full of labour. Hence, Dr. Phineas Wells joined the printing office of a weekly journal in Concord, also in New Hampshire. Here he learned typesetting. He later went and stayed in Boston as a printer for several years until he was called to Newport

by a publisher, his future brother-in-law, who needed his assistance with Legislative Reports printing. While at Newport, he began studying medicine under the guidance of a local physician Dr. Gregory, simultaneously working at the printing office in his leisure time or when they were unusually busy.

An Enthusiastic Fellow

Dr. Wells' day used to start early in the morning at 4 and he would study till noon, only with a small break for light breakfast. After dinner, he would wander in the hills with his gun for several hours. This routine continued till he left for medical school, The New Hampshire Medical Institution. He graduated in 1833 and soon after settled in Roxbury, Massachusetts, to practice old school medicine until the year 1840. He got married in 1838.

When his health began to deteriorate, he gave up practice and went to Cincinnati to form a partnership with two other gentlemen for a drug business. This business continued for about a year. His health improved in the meantime but the business did not do well and he and his wife moved to Providence, where he stayed for 2 years. Here, he started practising again with old school methods which gave him little success. He therefore converted to Homoeopathy.

Homoeopathic Journey

Dr. P.P. Wells shifted to Brooklyn in 1843 and bought his own house there in 1850. He is associated with Drs. Kirby and Quinn of New York. He started his clinics on Broadway and Lispenard Streets and had the largest homoeopathic practice in Brooklyn until 1858 when he had to go to Europe for medical consultation for his declining health. After his return, his practice never reached the same heights again. However, he remained popular as 'Dr. P.P. Wells of Brooklyn'.

He was a strong defender of the homoeopathic law and stood tall as a critic of those who wandered off from the principles either because of ignorance or misunderstanding or voluntarily.

While in Brooklyn, he founded and influenced the formation of homoeopathic institutions and continued advising them for some time, namely, the Brooklyn Maternity, the Homoeopathic Dispensary on Atlantic Ave., from which grew the Brooklyn Homoeopathic Hospital and the Kings Co. Homoeopathic Medical Society. He was also one of the founders of American Institute of Homoeopathy and later of the International Hahnemannian Association. He was also actively involved in reading papers and advising younger Homoeopaths during the sessions of societies and various other conferences. This continued until 1887 or 1888 when his old age caused him to stay indoors more frequently. In his last speech to the International Hahnemannian Association, he said about the American Institute of Homoeopathy, "*I was not in favour originally of the formation of this Association. I thought my mission was rather in the old Institute, which I helped to create and thought that there I should strive to bring it into a state of life and truthful activity, from which it has departed. I have changed my mind. I have given my whole interest and affection to this Association.....*"

The Intellectual

Besides being a profound thinker, Dr. Wells was also a voracious reader with a remarkable memory and never forgetting a thing until he fell prey to an

attack of typhoid fever, after which he started to develop some amnesia. His industrious quality is again established by the fact that he learned Latin, Greek and French languages while at medical college and became very proficient in speaking. After his conversion to Homoeopathy, he also learnt German as the then translations from the language were scarce and perused the *Therapeutic Pocket Book* and *Jahr's Manual* for references.

Contributions and Influences

He was a founder and a member of the New York Homoeopathic Union. He was one of the stalwarts vocal against the "this for that" kind of prescribing i.e. giving multiple medicines- each for each complaint. He used to side with stalwarts like Drs. Hering, Lippe and Wesselhoeft against the "mixers", as in the 1876 meeting of the American Institute of Homoeopathy. This meeting was an important turning point for homoeopathy in the USA. Dr. Bernhardt Fincke was his close friend and Dr. T.F. Allen studied under him. His wise counselling to other homoeopaths helped uphold the law.

He was a favourite amongst students. When he delivered a course of lectures on the Practice of Medicine in New York Homoeopathic Medical College in the autumn of 1867 and 1868, the students appealed to him for these lectures to be issued in book form. Though this book never saw the light, several journal articles were published and *Wells' Rheumatism, Scarlet Fever, Diarrhoea, Dysentery* and *Intermittent Fever* were thus spread far and wide over the country. A list of all his 20 article titles was published in the February 1891 edition of *Homoeopath Physician*.

Demise

He died on 23rd November 1891 from paralysis, at his home on Clinton Street, Brooklyn, after a successful career of about 50 years. He left behind 3 sons and 3 daughters.

Imponderabilia and Its Significance In Homeopathic Management

Dr Pooja Chandil¹, Dr Prashant Gupta²

¹BHMS, Master In Psychology

²BHMS, PGDCR, DHM, MPH

Keywords

Imponderabilia, unexplored, clinical indications, Various homeopathic medicines of the “Imponderabilia” group

Abstract

“Imponderabilia” refers to a group of remedies prepared from substances that are considered imponderable, meaning they cannot be weighed. Including sunlight, moonlight, and magnetism.

Introduction

These substances are typically prepared using the potentization process. Since imponderabilia encompasses various remedies, each remedy within this group may have distinct symptomatology based on the specific substance it is prepared from.

- X-ray: Derived from X-rays, this remedy has no mass but is powerful and deep-acting. It is well-represented in Clarke’s Materia Medica.
- Radium Bromatum (Radium Bromide): Another imponderable remedy, it is obtained from radium. Like X-ray, it is rarely used but has significant potential.
- Electricitas (Electricity): This remedy utilizes energy directly from electrical sources. It remains underutilized despite its dynamic properties.
- Sol (Sunlight): Derived from sunlight, Sol is an intriguing remedy with unique qualities.

- Luna (Moonlight): Luna, obtained from moonlight, is another imponderable remedy that deserves more attention.
- Magnetis poli ambo (Magnet): This remedy is sourced from both the north and south poles of a magnet. It has no material weight but exerts energetic effects

Despite their proven efficacy, imponderabilia remedies are rarely used and poorly represented in the various repertories. Reproving and clinical verification are needed to explore their potential fully. Additionally, setting standards for their preparation is essential.

Imponderabilia Group Of Medicines And Its Clinical Indications.

- Luna

Moon rays –Somnambulism, worm affection troublesome during full moon, goiter diminishes during waning moon, and epilepsy is influenced by moon.

- Electricistas

Atmospheric and static-Nervous tremors, anxiety, fear, restlessness, violent headaches, palpitation and swelling of parts with approaching thunderstorms.

- X-ray

Atrophy of ovaries, testes, anaemia leukaemia and burns are some hazards of x-rays.

- Radium Bromatum

Found effective in the treatment of rheumatism and gout, in skin affections generally, acne rosacea, naevi, moles, ulcers and cancers. Lowered blood pressure. Severe aching pains all over, with restlessness, better moving about. Chronic rheumatic arthritis.

Magnetis Polus Australis

Cough. Dislocation, easy. Frost-bite. Heart, palpitation of. Hernia. In growing toe-nails. Levitation. Menorrhagia. Varicosis.

Magnetis Polus Arcticus

Twitching and drawing in lids, nosebleed proceeded by aching in forehead, jerks in periosteum of jaw during toothache, Stool. Constipated, infrequent, too large, day sleepiness. Tremulous, vibrating, numb sensation, Twitching, Excessive weakness of the lower limbs, A few violent beats of the heart, A few violent beats of the heart.

- Sol

Cancer. Freckles. Headache. Lupus. Menses. Paralysis. Sunburn. Sunstroke.

- Magnetis Poli Ambo

Fainting. Haemorrhage. Orchitis. Paraphimosis. Prolapsus ani. Rheumatism. Toothache. Ulcers.

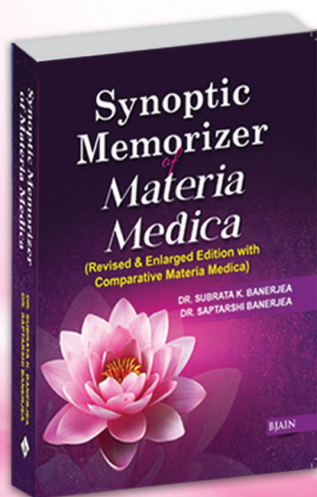
Imponderables can be beneficiary only if studied in detail with clinical understanding, however, there is much more to study and explore in homoeopathy.

According to aphorism 286 in organon of medicine

“The dynamic force of minerals magnets, electricity and galvanism act no less powerfully upon our life principle and they are not less homoeopathic than the properly so-called medicines which neutralize disease by taking them through the mouth, or by rubbing them on the skin or by olfaction. There may be diseases, especially diseases of sensibility and irritability, abnormal sensations, and involuntary muscular movements which may be cured by those means. But the more certain way of applying the last two as well as that of the so-called electromagnetic lies still very much in the dark to make homoeopathic use of them. So far both electricity and Galvanism have been used only for palliation to the great damage of the sick. The positive, pure action of both upon the healthy human body have until the present time been but little tested”.

REFERENCES

1. Kulkarni SJ, Imponderabilia in Homoeopathy-A Review International Journal of All Research Education and Scientific Methods (IJARESM), ISSN: 2455-6211.
2. <http://www.homeoint.org/books/hahorgan/organ280.htm#P286E6>.



ISBN 9788131932445

A synopsis of different views and styles of presentation of drug-pictures

Elaborates Dr Banerjee's own technique to enumerate every drug picture and mental picture in a comprehensible fashion so that they can be memorised easily

Describes the medicine through the name of the medicine or through suitable any thuja through the tips Sycosis, Bryonia through the tips Modality etc.

Sourced from the author's personal notes, thoroughly designed and profusely augmented

Elaborate depiction of mental pictures and the drug-picture elucidating different views from different angles 'for quick and vivid comprehension

An Overview of the Imponderabilia In Homoeopathy And Its Practical Utility

Dr. Subhajit Dey¹, Dr.Sanjeev Kumar²

¹B.H.M.S., P.G. Scholar, Dept. of Homoeopathic Pharmacy, R.B.T.S. Govt. H.M.C. & Hospital, Muzaffarpur, Bihar.

²B.H.M.S., P.G. Scholar, Dept. of Homoeopathic Materia Medica, R.B.T.S. Govt. H.M.C. & Hospital, Muzaffarpur, Bihar.

Keywords

Imponderabilia, Homoeopathy, Dynamic energy, Homoeopathic Medicine

Abstract

In Homoeopathy, medicines are prepared from different sources like Animal kingdoms, plant kingdoms, minerals, etc. Among them, Imponderabilia medicine is immaterial dynamic energy having no perceptible weight harnessed by potentization. This article includes understanding the principles and utility of this unique source of medicines in the Homoeopathy mood of treatment.

Introduction^{1,2}

The word Imponderabilia comes from the word “Imponderable” which means having no weight. It also denotes the substances which have no perceptible weights i.e. the substance which has no perceptible weight. This is immaterial power or energy. Medicines prepared from the energy available from natural and physical reactions are called ‘imponderabilia’.

Hahnemann observes in his Organon, § 280 footnote that “even imponderable agencies, can produce most violent medicinal effects upon”.³

Presently, we have the following imponderabilia medicine:-

Name of Medicine	Source	Methods of preparation
<i>Electricitas</i>	Atmospheric Electricity	The sugar of milk is saturated & exposed to atmospheric electricity and then dynamization is done
<i>Electricity</i>	Artificial electricity	The Sugar of milk is exposed and fully saturated with artificial electricity and then dynamization is done.
<i>Radium Bromatum</i>	Radioactive element- Radium	This substance is triturated with sugar of milk, liquid form may be converted from trituration and then dynamization is done.
<i>Sol</i>	Sun ray	Sugar of milk is exposed to concentrated Sun’s rays and stirred with a glass rod till saturation and then dynamization is done.
<i>Luna</i>	Moon ray	A glass plate contains sugar of milk exposed to full moon’s ray up to optimum time and then the same sugar of milk dynamized
<i>X-ray</i>	X-ray- Radiation	Exposing a vial containing alcohol to X-ray for optimum time(half an hour) and then dynamization is done.
<i>Magnetic Poli Ambo</i>	The full Magnet	Sugar of milk/ distilled water is exposed to the entire magnet, the stirring of the vehicle is done fully & completely & then potency is prepared from trituration.
<i>Magnetic Polus Australis</i>	South Pole of magnet	Sugar of milk/ distilled water is exposed to North Pole of magnet & then potency is prepared from trituration.
<i>Magnetic Polus Arcticus</i>	North Pole of magnet	Sugar of milk/ distilled water is exposed to the south pole of magnet & then potency is prepared from trituration.

Theoretical Foundation of Imponderables¹

As we have known earlier Imponderabilia medicines are homoeopathic remedies prepared from energy. From the theoretical point of view, we know that energy is devoted to action. Energy is often described as the capacity to do work. In contemporary scientific understanding, energy is not regarded as a material entity but rather as a quantification of the activity within dynamic configurations.

Thus, work is associated with energy and energy is said to be conserved in all material processes. The principle of conservation of energy states that in no material system does any process occur that leads to an increase or diminution of the total energy of the system. Any material process in this vast universe represents the law of conservation of energy. Energy can neither be created nor destroyed. It can only be transformed in other forms.

The matter itself is a form of energy. So, the other sources of homoeopathic drug sources are nothing but fair and final energy and present the example of the law of conservation of energy. The medicines prepared from them are not a new thing, but, a transformed state of energy. The homoeopathic drug sources such as vegetables, animals, or mineral kingdoms follow the law of conservation of energy. In the same way, other sources: Nosodes, sarcodes, and synthetic sources are also transformed states of energy, which also follow the law of conservation energy.

Any medicine prepared from these sources is a transformed state of energy. This is the final finding. During the process of the dynamization of homoeopathic drugs, we again prove the same phenomenon of the transformation of energy and at this juncture, we can say that Imponderabilia is a direct measure of activities of the dynamic pattern of energy. The energy in other homoeopathic drug sources remains in other forms which are converted again in ascending order, but in Imponderabilia, the energy is already one step ahead and ascended than other sources. Thus they are more penetrating and subtle.

Energy assumes various forms such as heat, light, sound, electrical energy, chemical energy, mechanical energy, electromagnetic energy, radiation energy, atomic energy, etc. The homoeopathic drugs of Imponderabilia cannot be questioned on, whether they have the potential to do so, as energy may be transferred from one point to another by means of wave motion has been

proved in Physics.

The pharmaceutical style of preparing Imponderabilia is nothing but the transformation of energy and when proving, this transferred energy proves to help treat human ailments. This becomes a potent homoeopathic medicine in the hands of homoeopaths.

Presently available imponderabilia are energies, which have been used homeopathically to treat diseases. However the discovery of new Imponderabilia medicine is always within the bounds of possibility.

Gravitational energy of falling water, stored chemical energy of coal or fossils, thermo-nuclear energy of radioactive elements, and sound wave energy are some other very important fields of full potential, which can become, one day, powerful sources of imponderabilia.

The practical utility of Imponderabilia in general¹

They are the most subtle, dynamized homoeopathic medicine. They can go up to remote, unapproachable deep sites and penetrate with the highest piercing power

Any homoeopathic medicine, incorporating nosodes also, when fail, the imponderabilia medicine work further and this is the most beneficial point in favor of this.

There are certain diseases such as Rheumatoid disease, skin disease, deep ulcer, damage to internal tissues, mental cases & different types of pain and inflammation where the efficacy of imponderabilia proved beyond any doubt.

Despite the well-selected & administered similimum, when the syndrome of "lack of reaction" is observed, the administration of imponderabilia may initiate the reactivity.

In cases of iatrogenic diseases, such as exposure to radiation, Imponderabilia medicine acts as an antidote and makes the vital force prevent further deterioration.

Dr. Hering's Law of Cure involves bringing toxicity from the center to the periphery. When this rule is followed during homeopathic treatment, it leads to rapid, gentle, and permanent healing. The equation becomes even more effective when the rightly selected imponderabilia medicine is employed. Among these imponderabilia substances, *X-Ray* stands out as a powerful agent in adhering to the same principles of Hering's Law of Cure.

Utilizing imponderabilia medicines in this way is a remarkable achievement in classical homeopathy.

The practical utility of some medicine^{4,5}

X-Ray – This medicine has the property of stimulating cellular metabolism, and arouses reactive vitality, mentally and physically. Brings to the surface suppressed symptoms, especially sycotic & those due to the mixed infection. The action of this homoeopathic medicine is centrifugal, from center to periphery. It also has very good indications for various skin conditions. Skin lesions after repeated exposure to Roentgen (X-ray) are often followed by cancer. Eczema, psoriasis with dry itch.

Magnetis Polus ambo- This medicine is characterized by a sensation of burning and piercing pain throughout the body, resembling joint fractures where two bones meet. The pain worsens with movement, especially upon waking up. Touch exacerbates the joint pain, which is often accompanied by shooting and jerking sensations.

Magnetis Polus Australis – This medicine is widely used in ingrowing toenails with symptoms of Sore pain on the inner side of the nails of the big toe when walking, as if nails had grown into the flesh or, the side, very painful on slight touch. J.H. CLARKE mentioned “I invariably give this in first place where there are no symptoms plainly indicating another remedy.

Luna – The majority of the symptoms were observed in the generative sphere. Skin diseases are frequently influenced by the moon. Scabies and worm affection are aggravated at full moon. In general, the pains are ameliorated in open air, cold application.

Radium Bromium – This medicine found effective in the treatment of Rheumatism, gout, and skin affection. J.H. CLARKE mentioned, “Among the most successful local use of Radium may be mentioned cases of lupus, epithelioma, carcinoma of cervix uteri and urethral caruncle”. This medicine, like X-ray, can be treated in case of cancer. The conditions of Radium are very marked in general aggravated by the warmth of bed, night, by shaving, washing, ameliorated by – motion, in the open air, lying down, by pressure.

Miasmatic Background¹

The true natural chronic diseases are those that arise from a chronic miasm. Homoeopathic remedies can be classified into particular miasms.

When symptoms correspond to any particular homoeopathic remedy, then that particular remedy is classified under the corresponding miasm.

Table 2-

Anti-psoric remedy	<i>Electricity</i> <i>Electricitas</i> <i>Magnetis Polus Ambo</i> <i>Magnetis Polus Articus</i> <i>Luna</i> <i>Sol</i>
Anti-syphilitic remedy	<i>Magnetis Polus Australis</i>
Mixed miasmatic remedy	<i>Radium Bromatum</i> <i>X-ray</i>

CONCLUSION

Imponderabilia medicines indeed exert specific and long-lasting effects on the human body. While materia medica contains a wealth of symptoms associated with these remedies, our focus here is to highlight their distinctive and time-tested patterns.

When we examine the crude form of imponderabilia medicines (outside the realm of homeopathy), we find that they consist of direct energies and radiations, including electromagnetic fields. Due to their inherent nature, these imponderable drugs may exhibit a pharmacokinetic symptom pattern. Homeopathic scientists and physicians have harnessed these energies for healing purposes.

These energies possess significant potential to impact tissues, cells, and even genetic constituents. It’s not far-fetched to imagine a future where homeopaths achieve remarkable success in treating genetic diseases by utilizing imponderable drugs and medicines. The insights gained from understanding these Imponderabilia medicines are immensely valuable for treating cases according to the homoeopathic principle.

REFERENCES

1. Saxena R. Imponderabilia Homoeopathic Direct Energy Medicine [Includes Auto-Bioenergy Medicines]. First Edition: New Delhi: B. Jain Publishers Pvt. Ltd.; 2003
2. Banerjee D.D. Augmented Textbook of Homoeopathic Pharmacy. Second Edition. New Delhi: B. Jain Publishers Pvt. Ltd.; 2006
3. Hahnemann Samuel. Organon of medicine. Translated by Wiliam Boericke. Reprint Edition. New Delhi: B. Jain Publishers Pvt. Ltd.; 2002.
4. Boericke W. Boericke’s New Manual of Homoeopathic Materia Medica with Repertory: Third, Revised & Augmented Edition based on Ninth Edition. New Delhi: B. Jain Publishers; 2010.
5. Clarke JH. Dictionary of practical Materia Medica: Volume 2. New Delhi: B Jain Publishers; 2005.

Beat The Heat With Sol

Dr. Sonia Tuteja¹, Dr. Sristi Chakraborty² Dr. Shayantan Kumar Das²

¹Professor

²PG Scholar, Department of Homoeopathic Materia Medica, Dr. MPK Homoeopathic Medical College, Hospital and Research Centre, Homoeopathy University, Jaipur(Rajasthan)

Keywords

Sun, Effects, Potentised sunlight, SOL, Therapeutics, Views of stalwarts.

Abstract

Sun, heart of our solar system, has inspired us since ancient times. Scientists of modern day have come to a conclusion that exposure to the ultraviolet radiation in sunlight has both beneficial and deleterious effects on mankind. Ozone particularly effective in absorbing ultraviolet radiation is depleting consequently bringing both people and environment at a higher risk of ultraviolet exposure. Homoeopathic medicines are obtained from various sources among which imponderabilia, a small group of remedies manufactured from dynamical, immaterial, energetic source both natural or an artificial, having no mass and are utilized as potentized homoeopathic medicines. This article will discuss on sun, its effects on over-exposure, SOL -potentised sunlight, it's therapeutics with its views by various stalwarts.

Abbreviation

Ultraviolet radiation (UVR), Ultraviolet (UV), World Health Organisation (WHO)

Introduction

Sun, a yellow dwarf star is the heart of our solar system, keeping everything from the biggest planets to the smallest debris in its orbit with its gravitational force. "SOL" is the Latin word for sun, the main adjective for sun-relating things:

Solar. The sun has inspired us since ancient times through various mythologies, cultures and religions. Scientists of modern day have also come to a conclusion that exposure to the ultraviolet radiation (UVR) in sunlight has both beneficial and deleterious effects on mankind. The sun is the fire element which is very much needed for our survival. If the element is withdrawn, we will deteriorate as a human being. The best-known benefit of sunlight is boosting body's vitamin D₃ supply, helps in regulating our sleeping pattern. Too little sun exposure especially in winter months can make some people prone to seasonal affective disorder. *IT IS WELL SAID, "anything in excess, is poison"*. There are no one-size-fits-all answers to what constitutes "Excessive" UVR exposure. It simply means that which is inappropriately high for the person's skin type under a particular level of ambient UVR. Sunlight travels with a mixture of visible and invisible rays/waves. Long waves like radio waves are harmless but short waves like ultraviolet (UV) light has many health hazards. UV-A rays are longest and UV-B are the shorter of these UV rays reaching Earth's surface both can affect skin's health but UV-A rays travel deeper into the skin than UV-B rays. UVR can neither be seen nor felt. Ozone is particularly effective in absorbing UVR. Ozone depletion is consequently bringing both people and environment at a higher risk of UVR exposure. Globally in 2020, over 1.5 million cases of skin cancer were diagnosed and over 120,000 skin-cancer related deaths were reported. Acute effects of UVR include DNA damage, sunburn, phototoxic and photoallergic reactions, suppression of immune system, photo-

keratitis, photo-conjunctivitis. Chronic effects include cutaneous melanoma, squamous cell carcinoma, basal cell carcinoma, premature skin aging, cataract, pterygium. WHO is aiming to reduce the burden of disease resulting from exposure to UVR.^{1,2,3,4,5,6,7,8}

Homeopathic medicines are obtained from various sources like plants, animals, minerals, nosodes, sarcodes, imponderables and tautopathy. '**Imponderabilia**' is derived from word 'imponderable' meaning 'not weighable' – substances having no perceptible weights. Imponderabilia are a small group of remedies manufactured from dynamically, immaterial, energetic source may be both natural or an artificial source having no mass and are utilized as potentized homeopathic medicines. These group of remedies are most powerful and deep acting.

Homeopathic Approach

Sol is potentised sunlight mentioned in literatures with limited data. This remedy is applicable for patients those who are exposed to radiations along with nausea, vomiting, hair loss, emaciation (*Cadmium sulphuratum*, *X-ray*), for all complaints associated with sun poisoning i.e. sun dermatitis, sun headache, heat strokes, cancers and radiation. Sun-burn and photophobia are keynotes or 'never well since a severe sunburn'. People very sensitive to sunshine.^{10,11,12}

Common name – Sunlight^{11,12}

Authority and source – Phillip Robbins. Potencies made by Fincke.^{11,13}

Preparation – Lactose exposed to concentrated sun's rays and stirred with a glass rod until saturated.¹³

Historical dose – All potencies.¹³

Clinical – Allergy, backache, burns, cancer, cataract, chills, constipation, headache, dermatitis, freckles, faintness, heat stroke, lupus, premature menses, paralysis, photophobia, radiation sickness, skin cancer, skin disorder, snow blindness, sun burn, sun stroke.^{10,11,12}

Mind – Decisiveness, irresolute light headed and assertiveness in patient to make decision. Cheerful urge to be healthy, to eat fruits. Mentally restless and distorted. Loses his way in well-known street. Depressed, tearful, sensitive, suspicious, irritable over trifles, impatient and frustrated. Fastidious, argumentative, angry, nasty, desire to bang head and scream. Escapism. Anxiety in solar plexus, with trembling in heart, nervous as if all nerves were trembling, somebody coming towards her; delusion of being persuade.^{10,11} Lot of twisting and turning of emotions superficially. Uncomfortable, wants to leave things out. Feels very agitated; quickly goes to a very low depressed state as if they are on the edge of a river where the flow is stagnant and slow.¹²

Head – Chronic sun headaches (*Veratrum album*, *Glonoine*, *Natrum carbonicum*, *Natrum muriaticum*). Violent headache from vertex down to forehead with the excitement and anxiousness at stomach pit. Left sided headache. Pain in forehead as if would crush itself down upon the eyes; <sunshine on bare head, >laying a glass of water on solar plexus. Stitching pain in vertex. Stomach-ache with nausea. Sensation of undulating or floating in head after mental excitement. Instantaneous shock to brain followed by prostration and a scalding sensation on the top of head. Excessive perspiration of head and neck.^{10,11} Pressure in the forehead over the eyes.¹²

Eyes – Stinging painful eyes on glare of sunlight; photophobia, diminished sensitivity of eyes, blurry vision with headaches, snow blindness, odd blindness. Effects after overexposure of sunlight. Suffusion of veins of sclerotica. Cataract. Puffiness and itchy feeling around the eyes especially left eye from compact lens <during day. Sensation of swelling, as if eyes would force out of the sockets, a tight sensation above eyes like energy whirring constantly around or in eyes and head.^{10,11,12}

Back – Backaches. Red blobs on back. Pain in left side of the back, hip joint area.^{10,11}

Skin – Itching, red skin, red blotches from sunlight. Skin sensitive to sunlight, sun burns easily. Skin cancer. Heat rash. Dermatitis often with cold limbs, degenerates into megrim. Nevi.

Freckles. Painful spot-on cheek. Peeling of skin on left hand.^{10,11}

Temperature – Cold shivers with aching neck glands. An aggregable coolness extends over whole body. Running of chills of increasing sensation of cold in all limbs <night. Shivering, drew up more cover and perspired. Congestive chill from exposure to sun right after drinking cold water freely.^{10,11}

Generals – Mental excitement and anxiousness, at first with trembling of the heart, finally remaining in the stomach pit. Faintness, prostration and general stiffening up of the whole system, the body strength seems more equalized.^{10,11}

Modalities – >by cloudy weather, hot bath, short nap, sleep, bending double, sitting down. Throat better cold, sweet drinks. Headache better pressure, cold application, orange juice <sunlight (*Natrum muriaticum*), from sunlight to sunset, spasms coming with sunrise and ceasing with sunset; <from standing. Eye complaints worse from wind.^{10,11}

Relationship – Antidoted by *Aconitum*, *Belladonna*, *Glonoine*, *Gelsemium* and other sunstroke remedies.¹⁰

Views Of Stalwarts¹³

In 1880, Swan published a pathogenesis containing information from four provers and from REICHENBACH'S experiences from hypersensitiveness. The common effect of strong sunlight such as sneezing, freckling and sun stroke may be added to the list.

Dr. Finsen, of Copenhagen, revived and confirmed much of the ancient light-therapy. He has cured skin cancers and lupus using sunlight.

O. V. Thayer in 1893 in southern California wrote a paper on sunlight for a homoeopathic journal describing how to concentrate sunrays to a diseased part until slightly burned or charred and then waiting until healing and then repeating the procedure. He coined the term 'Solar Cauterization'. A magnifying glass was used and the sun beam was focused right on the skin cancer until a burning sensation was felt

then stopped. Repetition of the procedure was done once or twice a day after a week or 10days, resulting in fall of the melanoma and healing without a scar. He had a whole practice based on the magnifying glass and focusing the sunlight in 1893 and very few homoeopaths use this method. A series of cases was published in which he had used concentrated rays of sunlight (solar cautery) including cases of skin cancer, rodent ulcer, parasitic diseases, moles, small wens, and birthmarks. Dr. Thayer and Dr. D.M. Foubister revived interest in *SOL* in its potentised form as an antidote for radiation poisoning from radiation therapy with cancer patient. Dr. Thayer and his people experimented with 5glasses of water labelling each with a number without telling the prover which glass had been put out in the sun. All the provers after taking potentised sunlight refused to eat or drink anything until they were in the sun for few minutes. The provers could taste the water and identify the one that have been put out in the sun the one put out in the sun felt refreshing to them and all rest tasted bitter to them. They all had symptoms in the solar plexus.

H. T. Webster gave details of a case of epithelioma in which the growth was removed by solar cautery and a scarcely perceptible scar left.

Robbin murphy says, "I have a collection of articles on the benefits of sunlight", "avoid it more and more and become weaker and weaker and more sensitive, so if you are ever caught out then you are really going to suffer, or increase your tolerance and become more immune to the sun".

DISCUSSION AND CONCLUSION

Master Hahnemann in his Organon of Medicine, in footnote to §286 says, the medicines prepared from dynamic force of mineral magnets, electricity and galvanism acts no less powerful upon our life principles than the properly so-called medicines neutralizing disease.¹⁴ Imponderabilia are well proved remedies but are poorly represented in our repertories and are rarely used by homoeopathic professionals in clinics. While prescribing for sun effects, we tend to forget or rather illiteracy about this wonderful imponderabilia- *SOL* limits

our prescription. This article thus nurtures our Materia Medica knowledge and is also unique in its content as no homoeopathic article has yet been done till date.


REFERENCES

1. Nasa. Sun - NASA Science [Internet]. science.nasa.gov. Available from: <https://science.nasa.gov/sun/>
2. The Sun | Center for Science Education [Internet]. scied.ucar.edu. Available from: <https://scied.ucar.edu/learning-zone/sun-space-weather/sun>
3. WHO. Ultraviolet radiation [Internet]. www.who.int. 2022. Available from: <https://www.who.int/news-room/fact-sheets/detail/ultraviolet-radiation>
4. World Health Organization. Radiation: Ultraviolet (UV) radiation [Internet]. www.who.int. 2016. Available from: [https://www.who.int/news-room/questions-and-answers/item/radiation-ultraviolet-\(uv\)](https://www.who.int/news-room/questions-and-answers/item/radiation-ultraviolet-(uv))
5. Mead MN. Benefits of Sunlight: A Bright Spot for Human Health. Environmental Health Perspectives [Internet]. 2008 Apr;116(4). Available from: <https://www.ncbi.nlm.nih.gov/pmc/articles/PMC2290997/>
6. Wikipedia Contributors. Health effects of sunlight exposure [Internet]. Wikipedia. Wikimedia Foundation; 2019. Available from: https://en.wikipedia.org/wiki/Health_effects_of_sunlight_exposure
7. Sun and Skin. Sun and Skin [Internet]. NIH News in Health. 2017. Available from: <https://newsinhealth.nih.gov/2014/07/sun-skin>
8. Radiation: Sun protection [Internet]. www.who.int. Available from: <https://www.who.int/news-room/questions-and-answers/item/radiation-sun-protection>
9. Imponderabilia – The Energy Source - Qadeer Unnisa [Internet]. 2020 [cited 2024 Feb 19]. Available from: <https://hpathy.com/homeopathy-papers/imponderabilia-the-energy-source/>
10. Murphy R. Lotus Materia Medica 13th Impression India. 3rd Edn. B Jain Publishers Pvt. Ltd.; New Delhi. 2022
11. Clarke JH. A Dictionary of Practical Materia Medica. 36th impression India: B. Jain Publishers (P) Ltd. 2020, vol 3
12. Varma PN. Valavan Ramchandran. Homoeopathic Materia Medica of new drugs 1st ed. New Delhi B Jain Publishers(P) Ltd.; 2010
13. Murphy R. Keynotes Materia Medica Vol 5. B. Jain Publishers; 2005.
14. Hahnemann S. Organon of Medicine. 6th ed. New Delhi: B. Jain Publishers (P) Ltd.;2011

100

BOOKS A HOMOEOPATH SHOULD READ

- This book details a number of long forgotten books like those by Garth Boericke, M. L. Tyler, Boger, Ortega etc and some rare-finds of Homeopathy like the Lesser Writings of Kent, Boenninghausen, Boger and Grimmer.
- A compendium of booklets, compilations and collected works have been elaborated upon by the author Dr. Subhas Singh in this book. All these books take the reader on a journey through the amazing history of Homeopathy
- Dr Singh has fortified the chapter on each book with a brief life sketch of its author. This enables the reader to connect with the book better and simultaneously assess the likely evolution of the book which further enhances his understanding of its literature.
- The book dedicates more than 30 chapters to the books that delve into the history of Homoeopathy, bringing together lesser and collected writings, small booklets, and notes of the legends and stalwarts of homoeopathy which were scattered here and there.



ISBN: 978-81-319-6394-4 | 247 pp

Dr Subhas Singh

Beyond the Tangible: Diving into the Invisible, Understanding Imponderabilia

Dr Janki hirpara

Pg scholar , Department of organon of medicine and homoeopathic philosophy, Rajkot homeopathic medical college parul university

Keywords

Imponderabilia, Dynamic Forces, Therapeutic Potential, Energy Medicines, Caspari, Electricitus, X-ray, Radium bromatum,

Abstract

This article delves into the realm of imponderabilia, focusing on medicines derived from energy sources, both natural and artificial. Imponderabilia, such as magnetic forces, electricity, and solar energy, are dynamic forces with documented symptoms associated with their use. Renowned homeopathic figures like Hahnemann, Caspari, and others have explored the potential of these dynamic energies in treating various conditions. The article provides an in-depth analysis of specific imponderabilia, including Luna, Electricitus, X-ray, and Radium bromatum, elucidating their therapeutic applications and symptoms. It highlights the potency of these energies in treating ailments, such as somnambulism, nervous tremors, atrophy, and rheumatism. The discussion extends to the preparation and symptoms of imponderabilia, emphasizing their homeopathic efficacy. Additionally, the article explores historical perspectives and challenges in applying electricity and galvanism for therapeutic purposes in homeopathy. Overall, it seeks to deepen our understanding of imponderabilia's therapeutic potential and stimulate further research in this intriguing field.

Introduction

Medicines made from energy, either from natural or artificial source are known as imponderabilia [1] Elizabeth Wright, in 'A Brief Study Course in Homeopathy,' discusses imponderabilia, including positive and negative magnetic forces, electricity, and sun-force.[2] P. Sankaran references this source in 'Elements of Homeopathic Pharmacy.' Renowned figures like Carl W. Caspari, Gottlieb Heinrich Georg Jahr, J. H. Clarke, Swan, and others have documented symptoms associated with dynamic forces. Imponderabilia are immaterial 'dynamic' energies utilized as potentized homeopathic medicines. The dynamic force of mineral magnets, electricity, and galvanism acts powerfully upon our life principle, being no less homoeopathic than traditional medicines that neutralize disease through oral consumption, skin application, or olfaction[3]. Hahnemann, in Organon aphorism 280, notes the potential of "even imponderable agencies" to produce intense effects on humans. Dr. H. W. Allen details their preparation and symptoms in his 'Materia Medica of Nosodes.' [4]

The medicines from this source include: Luna (full moon), magnetis polus Australia (South Pole of the magnet), magnetis polus Arcticus (North Pole of magnet), magnetis poli ambo (magnet), sol (sun rays), radium, Magnetis artificialis, electricitus, X-ray [5]

Table 1: Imponderabilia used in Homoeopathy in relation to energy, source, and miasm [6]

S.no	Medicines	Energy	source	Miasm [7]
1	Magnetis poli ambo	Magnetic energy	Both pole of magnet	Syphilitic
2	Magnetis. Polus Arcticus	Magnetic energy	North pole of magnet	Syphilitic
3	Magnetis. Polus Australis	Magnetic energy	South pole of magnet	Syphilitic

4	Magnetis artificialis	Electromagnetic energy	Artificial magnet	Syphilitic
5	Luna	Light energy	Light rays of full moon	Syphilitic
6	Sol	Heat and light energy	Sunrays	Syphilitic
7	X-ray	Electromagnetic radiation energy	X-rays	Mixed miasmatic state
8	Radium bromide	Electromagnetic radiation energy	Radioactivity of element.	Mixed miasmatic state
9	Electricitus	Electrical energy	Atmospheric and artificial (Electric current) electricity	Mixed miasmatic state

1) **Luna** –Moon rays –Somnambulism, worm affection troublesome during full moon, goiter diminishes during waning moon, and epilepsy is influenced by moon.^[8]

2) **Electricitas**- Atmospheric and static-Nervous tremors, anxiety, fear, restlessness, violent headaches, palpitation and swelling of parts with approach thunderstorm.^[9]

Caspari is the authority for the symptoms caused by electricity, but everyone knows the powerful effect exercised on some persons by the approach of a thunderstorm and the influence of an electric current^[10]. In those which have been electrified, are found shaking of the whole body, commencing in the maxillary bones, tingling in the parts electrified, violent burning^[13].

3) **X-ray**- Atrophy of ovaries, testes, anaemia leukaemia and burns are some hazards of x-rays.^[8]

A re-experimentation was done by W. B. Griggs on two men and one woman prover and published in the Homeopathic Recorder in 1952 using the 30c and 200c potencies^[14].

4) **Radium bromatum**- Found effective in the treatment of rheumatism and gout, in skin affections generally, acne rosacea, naevi, moles, ulcers and cancers. Lowered blood pressure. Severe aching pains all over, with restlessness, better moving about. Chronic rheumatic arthritis^[9]

An important addition to the Materia Medica especially since the provings by Diffenbach have precisionized its use. Radium brom of 1,000,000 radio-activity was employed^[9]

A wound appeared at the end of a fortnight and took another fortnight to heal. On a third occasion, he left it for eight minutes only. Two months later the skin became red and a bit sore, but it soon passed off^[13].

5) **Magnetis Polus Australis**. Cough. Dislocation,

easy. Frost-bite. Heart, palpitation of. Hernia. Ingrowing toe-nails. Levitation. Menorrhagia. Varicosis.^[10]

The accurate response to these symptoms on the part of the attenuated Mag-aust. proved to Clarke the possibility of attenuating and so fixing this “energy” for use as an ordinary homeopathic remedy.^[13]

6) **Magnetis polus arcticus** Twitching and drawing in lids, nosebleed proceeded by aching in forehead, jerks in periosteum of jaw during toothache, Stool.-- Constipated, infrequent, too large, day sleepiness. Tremulous, vibrating, numb sensation, Twitching, Excessive weakness of the lower limbs, A few violent beats of the heart, A few violent beats of the heart^[9]

Trituration of sugar of milk after exposure of north pole of magnet (horse shoe shaped capable of lifting 5.5kg of iron). Exposure time 1 hour. Trituration time 1 hour.^[15]

The symptoms of Mag-arct were obtained by applying it in the region of the 4th to 6th thoracic vertebra, at a distance of four or five finger’s breadth from the body.^{[10][13]}

7) **Sol**-Cancer. Freckles. Headache. Lupus. Menses, premature. Paralysis. Sunburn. Sunstroke^[11]

8) **Magnetis poli ambo**- Fainting. Haemorrhage. Orchitis. Paraphimosis. Prolapsus ani. Rheumatism. Toothache. Ulcers.^[9]

Hahnemann asks how they can reconcile with their materialistic notions the fact that “a single imponderable spark from a Leyden jar gives a shock to the strongest man and yet no ascertainable ponderable substance is communicated to his body.”^{[10][13]}

They were observed in experiments conducted for half a year for the purpose of ascertaining the proper and most efficacious mode of stroking the

steel with magnets, in which a horse-shoe magnet, capable of lifting a weight of twelve pounds, was held in the hands, which were held in contact with both poles for an hour at a time, with additional symptoms from Andry, Thouret, Unzer, and De Harsu^[10].

Like *Magnetis Poli Australis* and other imponderabilia, electricity and the X-ray are both capable of potentization, and the potentized dynamic remedy is just as superior to the crude drug as *Aurum, Lyco, Silicea* or *Sulphur*^[11].

Hahnemann discussed the dynamic power of magnets, electricity and galvanism under aphorisms 286 and 287 of organon of medicine 6th edition.

286 “The dynamic powers of mineral magnets, electricity and galvanism act as powerfully and as homeopathically on our life principle as do actual so-called medicines that lift diseases by means of oral ingestion, through the skin, or by olfaction.”

Enabling the treatment of diseases, particularly those affecting sensibility, irritability, abnormal sensations, and involuntary muscle movements, electricity and galvanism play a crucial role. However, the precise application of electricity and galvanism, including the use of electro-magnetic machines, remains largely obscure for homeopathic purposes.

Historically, both electricity and galvanism have primarily been employed for palliative purposes, inadvertently causing harm to patients. Thus far, there is limited evidence demonstrating their positive and pure effects on the healthy human body. The utilization of these modalities in a therapeutic context requires a deeper understanding to avoid unintended consequences.^[12]

CONCLUSION

In conclusion, our exploration into the realm of imponderabilia within the context of homeopathic medicine reveals a fascinating world of dynamic energies with therapeutic potential. The documented symptoms associated with magnetic forces, electricity, and solar energy, as well as specific imponderabilia like *Luna, Electricitus, X-ray, and Radium bromatum*, provide valuable insights into their applications in treating a

diverse range of conditions. As we reflect on historical perspectives, it becomes evident that imponderabilia have been recognized by eminent figures in homeopathy, such as Hahnemann and Caspari, as potent sources for healing.

However, challenges persist, particularly in the application of electricity and galvanism, necessitating a deeper understanding to avoid unintended consequences. The article underscores the need for further research to unveil the full potential of imponderabilia and refine their therapeutic use in homeopathy. As we continue to unravel the mysteries of these dynamic forces, their integration into homeopathic practice holds promise for expanding the scope of holistic healing, providing new avenues for addressing ailments affecting sensibility, irritability, abnormal sensations, and involuntary muscle movements. Imponderabilia, with their immaterial yet potent nature, beckon us to explore the uncharted territories of healing energies in pursuit of enhanced well-being.

REFERENCES

1. Wadhvani GG. Imponderabilia in Homeopathic Practice. American Journal of Homeopathic Medicine. 2011; 104:131
2. Elizabeth Wright Hubbard. Brief Study Course in Homeopathy. 2015.
3. Hahnemann S, Sarkar BK, Dudgeon RE. Organon of medicine. Delhi: Birla Publications; 2006.
4. Unknown. Homeopathy: Imponderabilia [Internet]. Homeopathy. 2006 [cited 2024 Mar 3]. Available from: <https://drsheelasuresh.blogspot.com/2006/11/imponderabilia.html>
5. Banerjee D. Augmented Textbook of Homoeopathic Pharmacy: B. Jain Publishers (P) Ltd, 2006.
6. Mandal Pratim Partha, Mandal B. A Text Book of Homoeopathic Pharmacy. B. Jain Publishers; 2001.
7. Imponderabilia in Homoeopathy-A Review [Internet]. www.ijar-esm.com. [cited 2024 Mar 3]. Available from: <https://www.ijar-esm.com/imponderabilia-in-homoeopathy-a-review>
8. Dr Goel S. Art and science of homoeopathic pharmacy. Third edition. New Delhi: Mayur Jain Indian Books & Periodicals publishers 2016. page 69, 70, 71
9. Boericke W. Boericke's new manual of homoeopathic materia medica with repertory: including Indian drugs, nosodes, uncommon rare remedies, mother tinctures, relationships, sides of the body, drug affinities, & list of abbreviations. New Delhi: B. Jain Publishers; 2007.
10. John Henry Clarke. A dictionary of practical materia medica. Sittingbourne: Homoeopathic Book Service; 2000.
11. Allen HC. The Materia Medica of the Nosodes with Provings of the X-ray. 1910.
12. Singh, Mahendra & Singh Subhas. (2004). – Organon of Medicine 5th and 6th Editions by Samuel Hahnemann. Kolkata: Homoeopathic Publications.
13. Robin Murphy-. 2000. Homeopathic Remedy Guide
14. Julian OA. Dictionary of Homoeopathic Materia Medica. Educa Books; 2003.
15. Varma, P.N, Vaid, Indu. (2007). Encyclopedia Of Homoeopathic Pharmacopoeia & Drug Index (Vol. 2). New Delhi: B.Jains Publishers (P)Ltd.

Homoeopathic Nosodes For Behavioural Problem In Children With Special Emphasis On Carcininum

Dr Dipika Sindha¹, Dr Babina Ningombam²

¹Associate Professor, Dept of Homoeopathic Materia Medica (P.G.), Parul Institute of Homoeopathy and Research, Parul University, Vadodara, Gujarat, India

²Ass. Professor, Dept of Homoeopathic Materia Medica, Parul Institute of Homoeopathy and Research, Parul University, Vadodara, Gujarat, India

Keywords

Nosodes, Carcininum, Behavioural problems in children, Autism, Anxiety in children, mentally backward, Obsessive compulsive Disorder, Homoeopathy

Abstract

Behavioural problems in children are seen a common problem, affects a reflection of the child's social stressors, environment and developmental state. Although a majority of behavioural problems are temporary, some may persist or are symptomatic of neurodevelopment disorders or an underlying medical condition. Initial management of behaviour problems often involves helping parents to learn effective behaviour strategies to promote desirable behaviours in their children. This article highlights a general approach to evaluating and treating behavioural problems in children through anti miasmatic treatment with Nosode. Sleep problems, eating disorders, and other emotional and developmental disorders, such as autism spectrum disorder and attention deficit hyperactivity disorder, are comes within the scope of this article with special emphasis on Carcininum.

Introduction

A Nosode prepared from Carcinoma is claimed to act favourably, modifying the cases in which there is a history of carcinoma or the disease itself exists. Can be used as an intercurrent remedy along

with indicated¹. Carcininum is one of the useful nosodes. Carcininum is a deep acting remedy. As a nosodes which is use as an anti-miasmatic remedy or as an intercurrent remedy in cases where progress was seen but stopped suddenly. It has good uses where constitutional remedy has failed to show its effect. But this remedy has more depth and utility than this.⁽²⁾

Carcininum acts favorably and modifies all cases in which either a history of carcinoma can be elicited, or symptoms of the disease itself exist⁽³⁾. Cancer where body's own cells causes disease for body, Carcininum patient also is troubled by stress of responsibilities that have been incurred upon them. Carcininum patient suffers due to constant struggle in their life. For a affected child, there are so many expectations from child from excessive demanding and controlling parents. To fulfil these expectations, Carcininum child suffers mentally a lot and gets exhausted.⁽²⁾

Ailments due to excessive control and discipline by strict parents are generally seen in these type of patient. Affected patient is very compassionate in nature.

Mind

They have a history of suppression and abuse in childhood. Strong, deep bonds with the family. They are passionate and longing patients who over extend themselves on many levels. Child has to be better in life. 'Always come first'. A lot of parental domination. Restless and sensitive

children, with destructive outbursts. They dislike, and are intolerant of consolation⁽⁴⁾.

Carcinosin children are able to be hammered or pressed into shape without breaking or cracking it. It is easily influenced, pliable, yielded, whatever way other wants. Carcinocin is very intelligent, conscientious, sensitive and easily influenced by parents, gets himself adjusted as the wish of parent. Carcinocin only medicine for sensitive to arts, drawing and literature. ⁽⁵⁾

Behavioral Symptoms

A characteristic symptoms of carcinocin is restlessness and hurriedness, marked hyperactivity. It is very useful for controlling hyperactivity in kids with Autism or ADHD. The child keeps running, jumping, climbing furniture, etc. Along with the hyperactivity, there are a lot of repetitive body moments like spinning, stemming, hand flapping, rocking, etc. A lot of purposeless moments are also a characteristic feature of this remedy. The child is always in constant motion. It is very difficult to make the child sit in one place. The child might also exhibit some obsessive and compulsive behaviours. It is also helpful in cases where the child is very fearful. There can be unusual fears of the dark, being alone, heights, etc. It is well-indicated for chronic nightmares or night terrors. The child does not like to go to crowded places. He wants to dance and loves music. The child is of obstinate nature, and there is a disposition to masturbate. The child gets pleasure from watching a thunderstorm, gets bored quickly and reacts badly when reprimanded. ⁽⁶⁾

In treating depraved inherited conditions in children, such as infantile self – abuse. ^(7,8)

In carcinocin childhood disease too severe, absent or too late. Child's development is arrested, dwarfishness, malformations, mongolism, down's syndrome. ^(7,8)

Precocity: It is a characteristic of Carcinocin that is seen frequently in children. One sees extremely early and rapid development on the physical and mental levels (including the exaggerated sense of responsibility I described above). These children may learn to walk very early and may be toilet trained at a very young age. They may have a

keen intellect and learn very quickly. One could call them 'early developers'. Their ability to talk is particularly striking. You feel you are talking with an adult; a three-and-a-half-year-old Carcinocin boy was described as 'talking like a lawyer' by his mother. This particularity of being able to speak in a very refined way at a very early age is a useful characteristic.

Sexual development may also set in very early and proceed quickly. Carcinocin children become sexually excitable unusually young, which may lead them into early and frequent masturbation. ⁽⁹⁾

Developmental symptoms: Carcinocin children may be very slow in their development (especially mental). Problems of 'holding their own' at school are very frequent in. Carcinocin children of different types, but in these slow-developing children the problems are also on the mental-intellectual level. They have childish behaviour and no inclination for learning. ⁽⁹⁾

Mentally backward: All the proving symptoms mentioned above may be found in these children: mental dullness, disinterest, difficult concentration. Carcinocin has also been used with favourable results in mentally backward or underdeveloped children. Even in children suffering from Down's Syndrome, Carcinocin should be considered as a constitutional remedy (as well as Medorrhinum) because its action may greatly benefit them. Even though the basic chromosomal defect cannot be corrected, Foubister observed good results from such treatment. ⁽⁹⁾

Sleeplessness: An important characteristic of Carcinocin children is their sleeplessness, which is sometimes present from their very first days onward and may be a very persistent and extreme symptom. They simply cannot fall asleep in the evening and cannot sleep until late in the night. Often they are very excited and lively in the evening. They do not want to miss what is happening around them and so do not want to go to bed. Also, in order to be able to fall asleep they frequently need the mother's company. The child wants to sleep in its parents' bed, or cannot sleep through the night. If the child wakes and doesn't see its parents, he or she calls for them or goes to their bed. Being rocked may make it much easier for them to fall asleep. ⁽⁹⁾

Fright and Anxiety: There will be frequent waking, sometimes with a sudden jerk as if from a fright (similar to Sulphur children). The Carcinosis child is easily startled and wakes up trembling with anxiety.

Convulsion: During sleep frequent involuntary jerking and twitching can come on, which might also wake them; in more advanced cases we see chronic convulsions at night. Frequent nocturnal urination may also keep them awake for a long time. Some children need to be carried around time and time again. They are unable to sleep for more than one hour at a time and become deeply exhausted and over-tired, or they awake after midnight and cannot fall asleep again.⁽⁹⁾

Night terrors have also been noted, as in one of Foubister's cases: 'She screams while still asleep, when wakened she answers correctly and forgets about the episode in the morning'⁽⁹⁾

Sleep: The position during sleep for children is often on the abdomen and, more specifically, on the elbows and knees as in Medorrhinum. According to Foubister, this is a valuable symptom if the child is more than one year old, because in their first year many children adopt this position and abandon it later on.⁽⁹⁾

CONCLUSION

Children who need Carcinosis, the vulnerability

manifests in an extreme sensitivity to mental, emotional or physical pain and, as a consequence, they cannot stand any reprimand. The sensitivity to censure is so marked that they experience any kind of criticism as a shock. Carcinocin acts favourably in the behavioural problems of the children with the history of inherited condition or self abuse. Carcinosis acts wonderfully as constitutional and Anti miasmatic medicine.

REFERENCES

1. Phatak S.R. Concise Repertory of Homoeopathic Medicines, 18th impression, Second Edition, New Delhi, B.Jain Publishers(P) Ltd, 2019, P. 188
2. Homopath, Carcinosis finer shades of Materia Media Remedies, 2021 Available from: <https://homopath.com/blog/carcinosis-finer-shades-of-materia-media-remedies/>
3. Boericke W, Pocket manual of Homoeopathic Materia medica with Repertory and Indian drugs, Reprint Edition, New Delhi, B.Jain Publishers(P) Ltd, 2016, P. 179
4. Bunett, Carcinosis. Available from: <https://cure4incurables.in/CARCINOSIN.html>
5. Mehta N, Homeopathic remedy Carcinocin, hpathy, 2013, Available From: <https://hpathy.com/materia-medica/carcinocin-2/>
6. Sharma V, Homeopathic Medicine Carcinosis And Its Role In Treating Autism. Available from: <https://www.drhomeo.com/autism/carcinosis-and-autism/>
7. Clarke J H, A Dictionary of Practical material medica, Vol. III, 36th impression, New Delhi, B.Jain Publishers(P) Ltd, 2020, P. 1620
8. Murphy R., Lotus Materia Medica, III Revised edition, New Delhi, B.Jain Publishers(P) Ltd, 2010-2014, P. 475
9. Vithoukas, G, Materia Medica Viva, Vol 7, Int. Academy of Classical Homoeopathy, 1997, P. 1628



INTERNATIONAL ACADEMY OF
CLASSICAL HOMEOPATHY

LEARN HOMEOPATHY FROM
THE TEACHER OF TEACHERS

E-Learning Course in Classical Homeopathy
by Prof. George Vithoukas

www.vithoukas.edu.gr

elearning@vithoukas.com



Imponderabilia : The Clinical Utility

Dr T Rishi Sai Krishna

MD (Part II), Dept. Of . Organon of Medicine,
Guru Mishri Homoeopathic Medical College

Keywords

Imponderabilia , Homoeopathy , Energy , Organon

Abstract

Homoeopathy is a modern medical system with a wide variety of advancements in its applications. And its medicines are top notch we have to admit as there are numerous sources. The medicines are sourced from various kingdoms such as Plant kingdom , Animal kingdom , Mineral kingdom. These sources could be common to other medical sciences too. But Imponderabilia is very much sourced and prepared only in Homoeopathy itself. Imponderabilia is a unique method of preparation of medicines and they are non tangible. But this uniqueness gives the system its full potential so as to stand alone from all others.

Introduction

Imponderabilia means anything that is not weighable I.e. a substance which has no perceptible weight. This is immaterial power of energy. Thus Medicines prepared from natural and physical reactions are called as Imponderabilia.⁽¹⁾

The word imponderabilia has come from 'imponderable' that means not weighable, i.e. the substances have no perceptible weights. Imponderabilia medicines can also be termed direct physical energy medicines as these medicines utilize energy directly, available from natural and physical reactions. Presently available Imponderabilia medicines belong to the magnetic, electromagnetic, electrical, nuclear and cosmic category of energies.⁽²⁾

Dynamic, powerful, physical, energies have been known to influence various living and non-living processes on the earth. The energy utilized may be natural or it may be artificially generated.⁽³⁾

Types

Imponderabilia are of 2 types based on the source.⁽¹⁾

1. Natural source

- Normal Magnet - Magnetis Poli Ambo
- North pole of Magnet - Magnetis Polus Arcticus
- South Pole of Magnet - Magnetis Polus Australialis
- Artificial source
- Electricity - Electricitas
- Sun's rays - Sol
- Radium Bromide - Radium
- Artificial Magnet - Magnetis Artificialis
- X-rays - X-ray

(banerjee)

Instructions

Specific rules for collecting and preparing these medicines are given in the pharmacopoeia.

- Magnets can be procured from a physical laboratory.
- For preparing 'Luna', a full moon is suggested.
- For preparing 'X-ray', a chemical testing laboratory may be contacted.

- Potentisation of these medicines has to be done very carefully⁽¹⁾

Hahnemann About Imponderabilia In The Organon Of Medicine

APHORISM 280 (5TH edition of Organon of Medicine) - A magnet capable of lifting a hundred pounds weight, and learn from the pain it excites that even imponderable agencies can produce the most violent medicinal effects upon man.

If the allopathist who is trying the homoeopathic system imagines he cannot bring himself to give such small and profoundly attenuated doses, let him only ask himself what risk he runs by doing so? If the scepticism which holds what is ponderable only to be real, and all that is Imponderable to be nothing, be right, nothing worse could result from a dose that appears to him to be nothing, than that no effect would ensue – and consequently this would be always much more innocuous than what must result from his too large doses of Allopathic medicine.⁽⁴⁾

APHORISM 286 (6TH edition of Organon of Medicine) - The dynamic force of minerals magnets, electricity and galvanism act no less powerfully upon our life principle and they are not less Homoeopathic than the properly so-called medicines which neutralize disease by taking them through the mouth, or by rubbing them on the skin or by olfaction. There may be diseases, especially diseases of sensibility and irritability, abnormal sensations, and involuntary muscular movements which may be cured by those means.⁽⁵⁾

APHORISM 287 (6TH edition of Organon of Medicine) - The powers of the magnet for healing purposes can be employed with more certainty according to the positive effects detailed in the Materia Medica Pura under the north and south pole of a powerful magnetic bar. Though both poles are alike powerful, they nevertheless oppose each other in the manner of their respective actions. The doses may be modified by the length of time of contact with one or the other pole, according as the symptoms of either north or south pole are indicated.⁽⁵⁾

Theoretical Foundation Of Imponderables⁽⁶⁾

From a theoretical point of view, we know that

energy devotes action. Energy is often described as the capacity for doing work. Physics measures energy in terms of work that can be accomplished. According to modern science, energy is not a substance but a measure of activity of dynamic patterns.

Thus, work is associated with energy and energy is said to be conserved in all material processes. The principle of conservation of energy states that in no material system does any process occur, which leads to an increase or diminution of the total energy of the system. Any material process in this great cosmos represents the law of conservation of energy. Energy can neither be created nor be destroyed. It can only be transformed in other forms. The matter itself is a form of energy, so, the other sources of Homoeopathic Drug sources are nothing but the fair and final energy and present the example of the law of conservation of energy. The medicines prepared from them are not a new thing, but a transformed state of energy. Homoeopathic drug sources such as vegetable, animal or mineral kingdom follow the law of conservation of energy. In the same way, other sources: Nosodes, sarcodes and synthetic sources are also transformed states of energy, which also follow the law of conservation of energy.

Any medicine prepared from these sources is nothing but a transformed state of energy. This is the final finding. During the process of dynamisation of homoeopathic drugs, we again prove the same phenomenon of transformation of energy and at this juncture, we can say that Imponderabilia are direct measure of activities of dynamic pattern of energy. The energy in other Homoeopathic drug sources remain in other forms which is converted again in ascending order, but in Imponderabilia, the energy is already one step ahead and ascended than other sources. Thus they are more penetrating and subtle.

Energy assumes various forms such as heat, light, sound, electrical energy, chemical energy, mechanical energy, electro-magnetic energy, radiation energy and atomic energy etc. The Homoeopathic drugs of Imponderabilia cannot be questioned on whether they have the potential to do so, as energy may be transferred from one point to another by means of wave motion has been proved in Physics.

The pharmaceutical style of preparing Imponderabilia is nothing but the transformation of energy and when on proving, this transferred energy proves to be helpful in treating human ailments, this becomes a potent homoeopathic medicine in the hands of homoeopaths.

Utility Of Imponderabilia In Homoeopathy ⁽⁶⁾

1. Imponderabilia can bring in miracles, they do miracles in tough time, when all the hopes are washed away, they show the light of hope and success
2. They are the most subtle, dynamised homoeopathic remedies and the fastest missiles . if rightly selected.
3. They can go upto the remote, unapproachable deep sites, and penetrate with the highest piercing power.
4. Imponderabilia medicines work, when nosodes, which are our 'master blasters' fail. Any Homoeopathic medicine, incorporating nosodes also, when fail, the Imponderabilia medicines work further, and this is the most beneficial point in favour of Imponderabilia.
5. We should keep in mind that, there are certain diseases such as rheumatoid disorders, skin diseases, deep ulcers, damage to internal tissues, mental cases and different types of pain and inflammation, where the efficacy of imponderabilia is proved beyond any doubt. In these noted diseases, when all other homoeopathic remedies fail, Imponderables work.
6. In Spite of the well selected and administered similimum, when the syndrome of lack of reaction is observed, we should never hesitate to administer Imponderabilia, this administration may initiate the reactivity, by washing away the lurking miasm, or removing obstacles created by any miasmatic state.
7. They are such powerful remedies, that they themselves, save their line of action, path and reactivity in any human economy, without the aid of any other supporting homoeopathic remedy.
8. Advanced pathological conditions, where, the human economy, does not show any early sign of action of homoeopathic remedy, the Imponderables certainly start the activity of Vital force. In such conditions, Imponderabilia medicines give signals to Vital force to come on and fight for betterment.
9. In cases of Iatrogenic diseases, especially in cases of heavy exposure to radiations, 'imponderabilia' medicines act as an antidote and make the human economy safe from further deterioration.
10. They are excellent intercurrent remedies, in some cases, they are but useful and complementary to some remedies, in other cases, the action started by them is completed very easily by other homoeopathic remedies.
11. The cases of immuno deficiency and allergy have been very well treated and cured by imponderabilia. Authentic records are available in medical history regarding the treatment of these diseases. Dermatological allergy is the special area where our 'imponderabilia' medicines work miraculously.
12. Bringing out the toxicity from centre to periphery, is the rule of cure of Dr. Hering. rapid, gentle and speedy permanent cure is expected, when Hering's law is observed during Homoeopathic treatment. This equation becomes fastest and accurate, if the rightly selected Imponderabilia medicine is on work. X-Ray - the king of Imponderabilia society has got the special power regarding the same equation of Hering's law of cure. This is a classical achievement, when we use Imponderabilia.

REFERENCES

1. Banerjee DD. Textbook of homoeopathic pharmacy. B. Jain Publishers; 2002.
2. Partha MP, Mandal B. A Text Book of Homoeopathic Pharmacy. B. Jain Publishers; 2001.
3. Goel S. Art and Science of Homoeopathic Pharmacy: A Textbook and Reference Work for Homoeopaths and Homoeopathic Student's. Indian Books & Periodicals Publishers; 2014.
4. Hahnemann S. Organon of the Art of Healing. Boericke & Tafel; 1883.
5. Hahnemann S. Organon of medicine. B. Jain publishers; 2005.
6. Saxena, R. Imponderabilia Homoeopathic Direct Energy Medicines. 2003.

Magnetopathy And Homoeopathy

Dr Rudravaram Sangeetha¹, Shivaji Bansode²

¹Md - Orgnon Of Medicine

²HOD, Guru Mishri Homoeopathic Medical College, Jalna

Keywords

Impondrebilia, Magnetis polis ambo, Magnetis polus arcticus, Magnetis polus australis.

Abstract

Homoeopathic drugs are obtained from various sources like plants, animals, minerals, nosodes, sarcodes, imponderables, and tautopathic drugs. Imponderable remedies are a small group of which are considered to be manufactured from a dynamically, immaterial energetic source. These sources have no mass. The most well-known of these include Magnetis poli ambo(Magnetic energy, Both pole of magnet) ,Magnetis Polus Arcticus (Magnetic energy ,North pole of magnet),Magnetis Polus Australis (Magnetic energy, South pole of magnet) Imponderabilia medicines are most powerful and deep acting. They are well represented in Clarke's Materia Medica and Allen's Materia Medica of Nosodes and magnets is in Materia Medica Pura. Though these remedies are well proved they are rarely used by homoeopathic professionals and are poorly represented in our repertories. As these drugs were proved long ago there is a need of reproving and clinical verification and there is a need of setting standards regarding their preparation.

Introduction

Homeopathy is an ancient healing art and forms a vital part of medical therapy. The practice of homeopathy is widespread. Homeopathic medicine teaches the use of natural based remedies and, as such, provides an alternative to conventional medicine which relies heavily on the use of petrochemical based pharmaceuticals. Frequently, the

administration of allopathic medications results in serious side effects more deleterious to the patient than the basic condition being treated. Today, more and more individuals are looking for a gentler, safer path to good health free of the risks and side effects associated with traditional allopathic medicines. Furthermore, such medicines are often prohibitively expensive, particularly for patients who are indigent or elderly.

Homeopathic remedies use pharmaceutical preparations based on the use of extracts from plants, animals, diseased plants, diseased animal parts, and immaterial energetic sources. "SINGLE ,MINIMUM DOSES" Homeopathic remedies function in a totally different manner than chemical-based pharmaceuticals in that they do not require administering high concentrations of active ingredients to produce the desired effects-. homeopathic pharmaceuticals can be thought of as working qualitatively in that even the minutest quantities of their active ingredients produce a therapeutic effect by inducing natural body mechanisms to return to their proper level of activity characteristic of a healthful or uninjured state. Homeopathic remedies function by inducing natural body mechanisms and processes to return to their optimum healthful level of operation, that is, their natural biological "set points".

Through our modern understanding of genetics, each bodily member and process is seen as the result of codes programmed into each individual cell. Homeopathic medicine seeks to utilize natural substances, particularly herbs, to induce naturally and gently the body to restore its equilibrium, that is, for all functions and processes to return to their set points. Homeopathic medicine

looks upon illness and disease as being a state of disequilibrium from the body's optimal set points. A fundamental precept of homeopathic medicine is that a small force or stimulating agent can produce disproportionately greater results, if optimally and effectively applied. Thus, proper administration of a small quantity of a homeopathic medicine can have a large effect in restoring the body to its proper state of equilibrium.

A clinical therapeutics always require a specific medicine, which might be useful in diseases, which are diagnosed, this is a most ideal condition, which is needed by any busy practitioner. In homeopathy, the name of the disease or clinical diagnosis happens to be the name of the medicine itself. There is no room for any particular disease in homeopathy. Infact the general pattern of manifested symptoms is accounted for the similar pattern having **simillimum**. A true homeopath always looks for such a combination.

In practice, it has been observed that, there are some homeopathic imponderabilia, which maybe used very successfully in some clinical patterns, which may be given some importance, it is ensured that imponderabilia, the magnetic drugs being the most penetrating and potent energy medicines prove to be most effective in treating the disease pattern.

Magnetic Therapy And Electromagnetic Fields

A recent development in methods of medical treatment has been the discovery of the therapeutic properties of magnetic and electro-magnetic fields and their use in the treatment of illness and injury. Modern science has demonstrated that all living beings exhibit an electro-magnetic field about them. Homeopathic medicine teaches that illness and injury create disturbances to the body's natural electro-magnetic fields. The administration of therapeutic fields restores the body's natural fields to their equilibrium levels. The therapeutic effects of the application of pulsed magnetic fields in the treatment of traumatic injuries to limbs, muscles, tendons, bones and the like, as well as in the treatment of illnesses such as arthritis, is well-known in the art of medical science.

The human body's susceptibility to magnetic

fields is due in large part to the electrolytic properties of many of the chemical constituents of the body. All electrolytic substances are capable of conducting an electric current, and whenever an electric current is flowing a magnetic field is created. The greater the electrolytic properties of the substance, the greater is its conductivity and therefore the greater the resulting magnetic field created during current flow.

The body generates a magnetic field of its own due partly to the presence of iron-carrying charged particles flowing in the bloodstream. Other electrolytic substances in the body such as potassium and sodium, in ionic form, are present in substantial amounts and contribute to the body's overall bioelectric/biomagnetic field. It is well known that blood cells are readily polarized when placed in a magnetic field due to the high iron concentration in the blood. Under certain conditions, magnetic fields alter the orientation of blood cells and induce changes in the biological reactions in which they participate, thereby modifying the probability of chemical bond formation.

Human blood is very slightly alkaline with respect to body cells which are more acidic. Magnetic fields can be used to induce reactions which restore the pH of the blood.

For example, in a condition prompted by over-acidity of the blood, that is, one characterized by a low pH, application of magnetic field energy emanating from the north pole of a magnet, which, by convention, is considered to be negative, and which, homeopathically, is considered to be alkaline, helps to restore the blood to its normal pH level.

It has also been shown that the blood's leucocyte count is influenced by magnetic fields. The number of leukocytes in the blood increases depending on prevailing magnetic field conditions.

Therapeutic treatments utilizing magnetic energy operate to produce two curative effects. Therapeutic magnetic fields produce a treatment component which in the case of traumatic physical injury causes a reduction in swelling, a reduction of edema, a draining of fluid build-up due to inflammation and a desensitization to pain.

Therapeutic magnetic energy fields also produce a stimulating component which in the case of traumatic physical injury dilates blood vessels and increases blood circulation, disperses fluid build-up due to inflammation, and strengthens and promotes the healing of damaged tissue.

The application of pulsed magnetic energy has been observed to cause transcutaneous electrical neural stimulation and contributes to the reduction of chronic pain by causing the release of natural pain relieving substance at the spinal cord level and by causing the release of endorphins and ACTH at the pituitary gland level.

As a result of research into the fields of homeopathic pharmaceutical medicine, unique method of medical treatment has been discovered which is efficacious [1]

Homoeopathic-Magnetism

Dr Samuel Hahnemann was the first person to discover the immaterial and dynamic sources of medicine- says that 'even imponderable agencies, can produce the most violent medicinal effects upon man' under § 280 footnote Fifth Edition of Organon.

Footnote 280- Let them learn from the mathematicians how true it is that a substance divided into ever so many parts must still contain in its smallest conceivable parts always some of this substance, and that the smallest conceivable part does not cease to be some of this substance and cannot possibly become nothing; – let them, if they are capable of being taught, hear from natural philosophers that there are enormously, powerful things (forces) which are perfectly destitute of weight, as, for example, caloric, light, etc., consequently infinitely lighter than the medicine contained in the smallest doses used in homoeopathy; – let them, if they can, weigh the irritating words that bring on a bilious fever, or the mournful intelligence respecting her only son that kills the mother; let them touch, for a quarter of an hour, a magnet capable of lifting a hundred pounds weight, and learn from the pain it excites that even imponderable agencies can produce the most violent medicinal effects upon man; – and let the weak ones among them allow the pit of the stomach to be slightly touched by the thumb's point of a strong-willed mesmeriser for a few

minutes, and the disagreeable sensations they then suffer will make them repent of attempting to set limits to the boundless activity of nature; the weak-minded creatures![2]

§ 286 Sixth Edition

The dynamic force of minerals magnets, electricity and galvanism act no less powerfully upon our life principle and they are not less homoeopathic than the properly so-called medicines which neutralize disease by taking them through the mouth, or by rubbing them on the skin or by olfaction. There may be diseases, especially diseases of sensibility and irritability, abnormal sensations, and involuntary muscular movements which may be cured by those means. But the more certain way of applying the last two as well as that of the so-called electromagnetic lies still very much in the dark to make homoeopathic use of them. So far both electricity and Galvanism have been used only for palliation to the great damage of the sick. The positive, pure action of both upon the healthy human body have until the present time been but little tested.

§ 287 Sixth Edition

The powers of the magnet for healing purposes can be employed with more certainty according to the positive effects detailed in the *Materia Medica Pura* under north and south pole of a powerful magnetic bar. Though both poles are alike powerful, they nevertheless oppose each other in the manner of their respective action. The doses may be modified by the length of time of contact with one or the other pole, according as the symptoms of either north or south pole are indicated. As antidote to a too violent action the application of a plate of polished zinc will suffice.[3]

The pathogenesis of the magnet as a whole, and of each pole separately, is from Hahnemann's *Materia Medica Pura*. It is to the original provings and observations of Hahnemann that we owe these valuable remedies, and no better or more logical introduction perhaps can be given than he has furnished in the *Materia Medica Pura* :

To the ordinary mechanical, materialistic, and atomistic heads-and there is a vast number of such-it seemed not only paradoxical, but childish and incredible, that, according to the homeopathic

medical doctrine, the administration of doses of only very minute fractions of a grain of the more powerful medicines could be of use.

It may certainly be more convenient to regard all diseases as accumulations of gross impurities, and active drugs as rough levers and brooms, or as chemical reagents, consequently as palpable things - more convenient than to regard those alterations of the being of living creatures (disease) as pure dynamical affections of the vital force, and medicines as pure, virtual, tone-altering powers, as they are in reality, and to set about curing according to these views.

If we do not adopt these true views, but adhere to those ordinary material ones, the curative powers of medicine must be estimated according to their bulk and the weight of their dose; and hence the scales must determine the efficacy of the dose. But in that case we must first ascertain the weight of the disease, in order to be able to reckon whether a disease weighing so many pounds (it has, indeed, been hitherto not unusual to employ the phrase "grave illness") could be pried out, as with a lever, by such a weight of medicine.

As we all know, to us poor mortals nothing is more easy of comprehension than the material, ponderable, palpable, and sensible, because much thinking (and observing), as an Israelitish teacher says, is a weariness to the body.

Diseases are immaterial alterations of vitality, as pure dynamic derangements of our state of health, and medicinal powers as mere virtual, almost spiritual, forces.

It is impossible to disabuse them of the idea that for such and such a grave disease a dose of medicine of such and such a weight is required, seeing that they could point to the traditional practice of thousands of years, when palpable quantities of medicine must always be poured into the patient from large bottles, pots, and boxes, in order that any effect should be produced in serious diseases, and yet even this did not usually succeed.

The effect of the ordinary treatment of all times fully corroborates it. But how can they reconcile it with the atomistic, materialistic notions they entertain respecting the action of medicines and their curative powers, that a single imponderable spark

from a Leyden jar gives a shock to the strongest man, and yet no ascertainable ponderable substance is communicated to his body ?

How can they reconcile with their atomistic, materialistic notions the enormous power of mesmerism, when a powerful man with a strong will to do good approaches the point of his thumb to the pit of the stomach of a nervous patient ?

How can they, finally, reconcile with their atomistic, materialistic notions respecting the actions of medicines the fact that a carefully-constructed magnetic steel rod can effect such a powerful derangement of our health, even when it is not in actual contact with the body, but may even be covered with some thick material (such as cloth, bladder, glass, etc.), so that we suffer therefrom violent morbid affections; or what is equally remarkable, that a magnetic rod can quickly and permanently cure the most severe disease for which it is a suitable medicine, when it is brought near the body, for but a short time, even though covered as above described ?

Tell me what ponderable quantity of the magnet entered the body in order to effect these often enormous changes in its state of health ?

Is not the centillionth of a grain (a fraction of a grain that has 100 ciphers for its denominator) still infinitely too heavy to represent this absolutely imponderable quantity, the kind of spirit that emanated from the magnetic rod into this living body ?

Will you now continue to express your amazement at the homeopathic doses of powerful medicines of the sextillionth, octillionth, the decillionth of a grain, which are gross weights compared with this invisible magnetic power . [4]

Dr. H. W. Allen describes their mode of preparations and symptoms in his 'Materia Medica of Nosodes.

Elizabeth Wright mentions in her book 'A Brief Study Course in Homoeopathy' the imponderabilia, which include positive and negative magnetic force, electricity, sun-force etc.

P. Sankaran also mentions this source in his book 'Elements of Homoeopathic Pharmacy

Carl W. Caspari, Gottlieb Heinrich Georg Jahr, J. H. Clarke, Swan etc. have described their symptoms

Impondrebia

The word imponderabilia has come from 'imponderable' that means not weighable, i.e. the substances have no perceptible weights [5]. Imponderabilia are immaterial 'dynamic' energies that are utilized as potentized homoeopathic medicines. ['ponder' signifies contemplating, examining, investigating][6].

Imponderabilia medicines can also be termed direct physical energy medicines as these medicines utilize energy directly, available from natural and physical reactions. Presently available imponderabilia medicines belong to the magnetic, electromagnetic, electrical, nuclear and cosmic category of energies[5].

Dynamic, powerful, physical, energies have been known to influence various living and non-living processes on the earth. The energy utilized may be natural or it may be artificially generated[6].

Natural Source

E.g.: a. Normal magnet – Magnetis poli ambo.

1. North pole of magnet – Magnetis polus arcticus.
2. South pole of magnet- Magnetis polus australis.

Artificial Source

E.g.: a. Electricity – Electricitas.

1. Sun's ray – Sol.
2. Radium bromide – Radium.

Moon's Rays – Luna[7]

Magnetis Poli Ambo (Magnet) Source: The Magnet

History

The effect of the Magnet as a whole and of each pole separately was tested by Hahnemann and the symptoms are mainly from his pathogenesis. In his preface he says he does not expect "ordinary mechanical, materialistic and atomistic heads"

to be able to regard diseases as "immaterial alternations of the vitality or pure dynamic derangements of our state of health and medicinal powers as merely virtual, almost spiritual, forces."

Hahnemann asks how they can reconcile with their materialistic notions the fact that "a single imponderable spark from a Leyden jar gives a shock to the strongest man and yet no ascertainable ponderable substance is communicated to his body"[8,9]. Of the symptoms of the schema he says they "occurred from various powerful magnets brought in contact with various sensitive individuals, without distinction of the poles.

They were observed in experiments conducted for half a year for the purpose of ascertaining the proper and most efficacious mode of stroking the steel with magnets, in which a horse-shoe magnet, capable of lifting a weight of twelve pounds, was held in the hands, which were held in contact with both poles for an hour at a time, with additional symptoms from Andry, Thouret, Unzer, and De Harsu[8].

Sensations of coldness are marked. There is coldness where the magnet is applied. The eyeball feels cold, as if there were a lump of ice in the socket. On the other hand there is a sensation as if the blood was rushing towards the point touched by the magnet.

Preparation

Trituration of sugar of milk after exposure of whole magnet (horseshoe shaped capable of lifting 5.5kg weight of iron). Exposure time: 1 hour. Trituration time: 1 hour. Trituration of Sugar of Milk after exposure of the influence of both poles of the magnet. Dilution of distilled water similarly exposed[10].

Clinical

-Fainting. Haemorrhage. Orchitis. Paraphimosis. Prolapsus ani. Rheumatism. Toothache. Ulcers.

Relations.-The action lasts from 10 to 14 days.

Mind.-Busy precipitation.-Absence of mind.-Irresolution.-Inadvertence.-Tendency to anger and rage.

Compare also: Bell., Lyc., Nux, Petr., Pul., Stram., Sabi., Teuc.

“My own experience with the magnetisms is confined to Mgt. p. aust. 2m., but that is sufficient to give me confidence in prescribing attenuations of these remedies when their indications arise.

The leading symptoms of Mgt. are: Burning lancinations throughout the body, pains as if broken in joints, where cartilages of two bones touch shootings and jerkings; disturbed sleep; headache as if a nail were driven in. The symptoms are < by motion and on waking. The toothache is < from cold and on contact with anything cold. Touch < pain in joints. Heat > uncovering”. [11]

Magnetis Polus Arcticus (NORTH POLE OF MAGNET)

History

The symptoms of Mag-arct were obtained by applying it in the region of the 4th to 6th thoracic vertebra, at a distance of four or five finger's breadth from the body [9].

Preparation

Trituration of sugar of milk after exposure of north pole of magnet (horseshoe shaped capable of lifting 5.5kg of iron). Exposure time 1 hour. Trituration time 1 hour [10]

Clinical.-Amenorrhoea. Clairvoyance. Hernia. Panaritium. Salivation. Sleep disturbed. Somnambulism. Toothache. Vertebrae, cervical, cracking in.

Mind.-Peevishness, and inclination to weep, with shivering.-Mildness, submission.-Indolence when seated, as if power of moving were lost.-Irresolution, followed by prompt execution, after a resolution has been once formed.-Speaking loud while quite alone and engaged in business.-Fickleness.-Anxious hesitation and restlessness.-Loss of sense.-Loss of ideas.-Weakness of memory.-Tendency to make mistakes when writing.

Relations.-Antidoted by: Ign., Zn. Compare: Sensation as if teeth being pulled out, Ipec. < Raising

Swan reports this case cured by C. M. Conant; Mrs. S. C., 31, blonde, had pain in left lower jaw as if out of joint; < morning, on moving it; sensation as if head of bone were squeezed and crowded into socket. M. p. arct. 1m cured [11]

Several provers complained of faintness. One had a “sensation of dryness and lightness in the body with a want of strength.” Sensation as if scalp adhered to the skull. Symptoms are > uncovering. Headache is < lifting or moving arm. < On waking. Toothache < breathing through the mouth. [11]

Magnetis Polus Australis (SOUTH POLE OF MAGNET)

History

South pole of magnet is useful for ingrown toe nails. Clarke has cured so many cases of ingrown toenail with Mag-aust. 2,000c., that he invariably gave it in the first place when there are no symptoms plainly indicating another remedy. Here are the symptoms from Hahnemann which led to this use:

Sore pain on the inner side of the nail of the big toe when walking, as if the nail had grown into the flesh on the side, very painful on being slightly touched and the shoe presses on the toes and on the nail of the big toe when walking, as from corns.

The accurate response to these symptoms on the part of the attenuated Mag-aust. proved to Clarke the possibility of attenuating and so fixing this “energy” for use as an ordinary homeopathic remedy [9].

Preparation

Trituration of sugar of milk after exposure of north pole of magnet (horse shoe shaped capable of lifting 5.5kg of iron). Exposure time 1 hour. Trituration time 1 hour [10]. Potencies of alcohol saturated with emanations of the south pole.

Clinical.-Cough. Dislocation, easy. Frost-bite. Heart, palpitation of. Hernia. Ingrowing toe-nails. Levitation. Menorrhagia. Varicosis.

Mind.-Moroseness and ill-humour, with aversion to conversation.-Dislike to society and to laughing faces.-Passion and rage.-Instability of ideas.

Relations.-Antidoted by: M. p. arct., Ign., Zinc. Compare: Mgt., Galv., Electr. In fetid cough, Caps. Rush of blood to head, Ast. r. Toe-nails, Graph., Sil., Nit. ac., Thuj. See also under Mgt.

“I have cured so many cases of ingrowing toenail

with M. p. aust. 2m. "Sore pain on the inner side of the nail of the big toe when walking, as if the nail had grown into the flesh or, the side, very painful on being slightly touched.

Faintness comes on when walking, and is < when sitting; There is great rush of blood to the brain early In the morning in bed. The symptoms are < when walking in open air; < when sitting; < hanging limb down." [11]

CONCLUSION

Homoeopathy is both an art and science. It is based on its own scientific principles. Imponderables can be beneficiary only if studied in detail with clinical understanding, however there is much more to study and explore this area in homoeopathy. Magnetis group of remedies are small groups of drugs existing in materia medica which can be used to treat acute and chronic diseases. Repeating of the above drugs can be done in order to understand the dynamic power of drugs on a deeper level . As we are living in a world where there is a lot of radiation from different sources there is a scope of research and proving of drugs and their incorporation into our

materia medica will enrich it.

REFERENCES

1. <https://patents.google.com/patent/US5162037A/en>
2. Organon of Medicine - Fifth Edition Dr Samuel Hahnemann. Translated by R E Dudgeon.
3. Organon of Medicine: Hahnemann's Own Written Revision. William Boericke (Translator) B Jain Publishers Pvt Ltd; Sixth edition (1 April 2007)
4. The Materia Medica of the Nosodes. By Henry Clay ALLEN, M. D. Presented and arranged by Dr Robert Séror.
5. Dr. PARTHA MANDAL and Dr. BIMAN MANDAL, A Text Book of Homoeopathic Pharmacy, Thoroughly Revised and Enlarged 3rd Edition- 2012, New Central Book Agency, Kolkata.
6. Dr. SUMIT GOEL, Art and science of Homeopathic Pharmacy- 3rd edition-2014, Indian Books & Periodicals Publishers, New Delhi -110005(India).
7. Dr. Banerjee D.D., Augmented Textbook Of Homoeopathic Pharmacy- 2nd edition-2006, B. Jain Publishers (P) Ltd. New Delhi 110 055 (INDIA)
8. Clarke, John. Henry. (2006). A Dictionary of Practical Materia Medica (Vol.1). New Delhi : B.Jains Publishers (P)Ltd.
9. Robin Murphy-. 2000. Homeopathic Remedy Guide
10. Varma,P.N, Vaid, Indu. (2007). Encyclopedia Of Homoeopathic Pharmacopoeia & Drug Index (Vol. 2). New Delhi: B.Jains Publishers (P)Ltd.
11. The Materia Medica by John Henry Clarke was written in 1902.




Magneto Therapy

A novel book on the long-forgotten system of treatment and prevention of everyday ailments written in simple language for easy comprehension.

Detailed explanation of the curative and preventive influence of magnetisation on the ailments of the human body with more than 200 real case examples

Clinical experience of various Indian and foreign magne to therapists documented for reference

Word index, glossary of technical terms and references given in the end to make the book user friendly.



ISBN :9788131901885

Nephrolithiasis and Its Homoeopathic Management

Dr. Pramod Kumar Singh, Dr. Ankita Srivastava,
Dr. Somendra Yadav, Dr. Rishabh Dixit

Associate Professor, Hamsa Homeopathy Medical College & Research Center, Ksheerasagar, Mulugu, Siddipet -Telangana

Keywords

Nephrolithiasis, renal calculi, homoeopathy.

Abstract

Renal calculi, also known as nephrolithiasis, are a surgical condition that can be managed using homoeopathic remedies. In situations of nephrolithiasis, it is essential to identify the etiology as this aids in the treatment and prevention of the condition. Nephrolithiasis cases can therefore be efficiently addressed by combining knowledge of the illness with knowledge of homoeopathic remedies.

Introduction

What is nephrolithiasis?


Nephrolithiasis, which precisely relates to renal calculi, is characterised by flank discomfort radiating to the groin, gross or microscopic hematuria, nausea, and vomiting.

Aetiology and Pathogenesis ^[1]

- 1. Dietary:** Stone can accumulate in a nidus created by the desquamation of the epithelium brought on by a vitamin A deficiency.
- 2. Altered urinary solutes and colloids:** Solute concentrate until they precipitate which occurs due to dehydration and decrease in urinary colloids.
- 3. Decreased urinary citrate:** Insoluble calcium phosphate is converted into soluble form due

to presence of citrate in urine and as the urinary citrate decreases causing increased insoluble calcium phosphate leading to precipitation and stone formation.

- 4. Renal Infection:** Urinary tract infection, particularly with urea-splitting streptococci, staphylococci, and Proteus, encourages the development of urinary calculi.
- 5. Inadequate urinary drainage and urinary stasis:** Stones are easily to form when urine is static.
- 6. Prolonged immobilisation:** The effects of immobility include skeletal decalcification, increased urine calcium, and the development of calcium phosphate calculi.
- 7. Hyperparathyroidism:** Hyperparathyroidism, which produces hypercalcemia and hypercalciuria, results in 5% of cases and is the cause of recurrent or frequent stones.



Clinical features ^[1, 2]

- 1. Silent calculus:** Most of the patients presents with no complaints and nephrolithiasis is found as a coincidental finding.

2. **Pain:** Pain is the most common complaint of nephrolithiasis. Fixed renal pain occurs in the renal angle, the hypochondrium, or in both which may be worse on movement.
3. **Gross hematuria:** Gross hematuria with pain in renal angle is characteristically indicative of nephrolithiasis.
4. **Nausea and Vomiting:** It occurs in case of irritation of nerves due to renal stone.

Investigations ^[2]

1. **X-ray (KUB):** The 'KUB' film shows the kidney, ureters and bladder. An opacity maintaining its position relative to the urinary tract during respiration is likely to be a calculus.
2. **USG (KUB):** USG offers the advantage of avoiding radiation and provides information on hydronephrosis, but it is not as sensitive as CT.
3. **CT (KUB):** Highly sensitive, and also allows visualization of uric acid stones (traditionally considered "radiolucent").
4. **Excretion urography:** Also called IVU (Intravenous urogram) which will help in establishing the presence and position of a calculus and the function of the other kidney.
5. **Urine R/E (Routine/Examination):** Here, pH is important to check as uric acid stones are formed in low urine pH.
6. **Urine C/S (Culture/Sensitivity):** To identify the bacteria in case of infection.
7. **24 hours Urine sampling for:** Calcium, Urate, oxalate, phosphate and Cystine if suspected.
8. **Serum creatinine, blood urea and uric acid:** To evaluate the function of kidneys.
9. **PTH (Parathormone) level:** To exclude the diagnosis of hyperparathyroidism.
10. **Routine Blood test and ESR:** To evaluate the level of Hb and TLC, DLC, ESR in case of infection
11. **Stone Analysis:** Stone analysis is to be done to find out the type of stone so that patient should be advised accordingly to done the prevention of recurrence.

Homoepathic medicines useful in the management of nephrolithiasis ^[3, 4, 5, 6, 7]

1. ***Lycopodium clavatum:*** Renal colic, severe backache relieved by passing urine. Frequent urging to urinate. Rumbling and bloated feeling in abdomen. Pain extending down right ureter to the bladder. Haematuria. Urine scanty, high colored. Deposits a red or yellowish red sandy sediment.
2. ***Berberis vulgaris:*** Burning, Cutting, Tearing Pains. Bubbling sensation Bilateral Renal calculi with radiating pain. Urine hot, dark yellow with thick mucus & bright red mealy sediment.
3. ***Hydrangea arborescens:*** A remedy for gravel, profuse deposit of white amorphous salts in urine. Calculus, renal colic, bloody urine. Pain in lumbar region. Burning in urethra and frequent desire. Urine hard to start. Sharp pain in loins, especially left. Gravelly deposits.
4. ***Cantharis vesicatoria:*** Renal region sore and sensitive to touch. Dull pressing pains in kidneys. Frequent urging to urinate; urine passes in drops. Burning and cutting pains before, during and after micturation. Urine scanty, dark-colored. Children pull constantly at penis from irritation of gravel extending down to that organ.
5. ***Pareira brava:*** Useful in renal colic. Pain going down thigh. Micturation difficult, with much pressing and straining only in drops with sensation as if bladder were full. Paroxysms of violent pains with strangury, can only emit urine when on his knees pressing head firmly against the floor for 10 to 20 minutes, sweat breaks out finally and urine drops out in interruptions.
6. ***Sarsaparilla officinalis:*** Painful retention of urine. urine dribbles away when sitting, on standing passes urine freely. passes gravel or small calculi, blood with last of urine. child scream before and while passing it. severe pain at conclusion of urination; has to get up several times at night to urinate.
7. ***Calcarea carbonica:*** Cutting stitches in urethra with ineffectual desire to urinate after

urinating, renewed desire with burning. Urine after standing looks turbid like lime-water. Copious white mealy sediment in urine.

8. *Nitricum acidum*: Urinary calculi consisting of oxalates. Scanty, dark brown, smelling strong like horse urine. Urine cold when it passes. Haematuria, blood flows actively.
9. *Nux vomica*: Renal colic, especially in right kidney extending to genitals and right leg < lying on right side,
10. >lying on back. Spasmodic strangury. Paralysis vesicae, urine dribbles.
11. *Tabacum*: Renal colic; violent pain along ureter, left side. The nausea, giddiness, death-like pallor, vomiting, icy coldness, and sweat, with the intermittent pulse, are all most characteristic.
12. *Sepia*: Increased specific gravity of urine,

depositing uric acid and urates. frequent nocturnal micturition. urine offensive, with white or dark brown sediment. weakness and aching in thighs and legs.


REFERENCES

1. Bailey Hamilton, McNeill Love RJ, Charles V Mann, RCG Russell. Bailey and Love's short practice of surgery. London: Chapman & Hall Medical 1992.
2. Kasper DL, Fauci AS, Hauser SL, Longo DL, Jameson JL, Loscalzo J. Harrison's principles of internal medicine (19th edition.). New York: McGraw Hill Education 2015.
3. Boericke W. Pocket Manual of Homoeopathic Materia Medica and Repertory. 9th Edition. New Delhi: B. Jain Publishers (P) Ltd, 2009.
4. Phatak Dr SR Materia Medica of Homoeopathic Medicines. 2nd edition revised and Enlarged. NewDelhi:B Jain Publishers (P) Ltd, 2005.
5. Nash EB. Leaders in Homoeopathic Therapeutics with Grouping and Classification. Low price edition. New Delhi: B. Jain Publishers 2014.
6. Clarke JH. A Dictionary of Practical Materia Medica. New Delhi: B. Jain Publishers 1999.
7. Kent JT. Lectures on Homoeopathy Materia Medica, New Delhi: B. Jain Publishers (P) Ltd 2013.

Boenninghausen Boger Final General Repertory

- Treatise comprises of 12 books related to two great stalwarts: Boenninghausen and Boger.
- Twelve vast and voluminous works compiled into one for making the scattered literature available and easily accessible.
- The rubrics are placed at appropriate chapters and sub chapters making it easy to use for the students and practitioners.
- citations above the rubrics and medicines makes the information authentic and easily verifiable.

BJAIN
PUBLISHERS PVT. LTD.



ISBN: 978-81-319-3242-1 1116 pp

Dr Shashikant Tiwari

Dr Sathish Kumar

Practical Applicability of Imponderabilia

Dr. Khirod Bisoi

P.G. Scholar, Department Of Practice Of Medicine, R.B.T.S. Govt. H.M.C.H, Muzaffarpur, Bihar

Keywords

imponderabilia, homoeopathy, magnetis, electricitus, galvanismus

Abstract

Homoeopathy System of medicine has various sources from which the medicines can be obtained. They include plants, animals, minerals, nosodes, sarcodes, synthetic and imponderabilia. Imponderabilia are defined as immaterial 'dynamic' energies that are utilized as potentized homoeopathic medicines. They are most potent and powerful missiles in the hands of homeopaths. The practical utility of these direct energy medicines is highlighted in this article.

Introduction

Imponderabilia literally means not weighable, which means substances having no perceptible weight. Medicines which are prepared from energy either available from natural or artificial sources are called imponderabilia. Imponderabilia are defined as immaterial 'dynamic' energies that are utilized as potentized homoeopathic medicines.¹ The use of matter or material substance and then extracting the energy out of this substance by convertible equation of energy mass equation is very common but the use of direct energy as medicine is the unique technique of homoeopathy. This technique is analyzed in the science of Imponderabilia in homoeopathy alone. Imponderabilia is not a gigantic science but it is a subtle and intelligent posological method of homoeopathy to use direct energies.

Numerous processes and living and non-living things on earth have been observed to be influenced by dynamic, strong physical energy. Potential homoeopathic medicines for the

treatment of sick have been discovered by tapping into these energies. There may be diseases, especially diseases of sensibility and irritability, abnormal sensation and involuntary muscular movements which may be cured by those means but the more certain way of applying the last two as well as that of the so-called electromagnetic machine lies still very much in the dark to make homoeopathic use of them. Until now, Galvanism and Electricity have only been utilized to palliate the severe suffering of the sick. The positive, pure action of both upon the healthy human body have until the present time been but little tested.²

Hahnemann in aphorism 286 of Organon of Medicine writes, "The dynamic force of mineral magnets, electricity and galvanism acts no less powerfully upon our life principle and they are not less. He also mentions in aphorism 280 footnote – "Even Imponderabilia agencies can produce most violent medicinal effects upon man".^{1,2} The life principle is equally affected by the dynamic force of mineral magnets, electricity and galvanism and these forces are homoeopathic in the same way as so-called medicines that treat illnesses by oral, topical or olfactory means.

Sources of Imponderabilia in homoeopathy

From Natural source	From Artificial Source
<i>Luna</i> – From light rays of full moon. <i>Solar</i> – From sun rays. <i>Magnetis polus arcticus</i> – From north pole of a magnet. <i>Magnetis polus australis</i> – From south pole of a magnet. <i>Magnetis poli ambo</i> – From both poles of magnet. <i>Galvanismus</i> – From either pole of magnet.	Electricitas <i>X-ray</i> -From x-rays. <i>Radium Bromide</i>

Luna – Moon's Rays

Sugar of milk is exposed on a glass plate to the full moon's rays and stirred with a glass rod. Following this, the sugar of milk is then dynamized. It is believed that Somnambulism is a lunar phenomenon. It is stated that worm affections are most problematic during the full moon and that goiter essentially disappears during the waning period of moon. Among other illnesses, epilepsy and lunacy are particularly affected by the moon. It has an excellent action on stomach in case of sour eructation, especially if tasting of ingesta. Excess flow of menstrual blood amounting to menorrhagia. There is oedema of face, neck, and hands with neuralgic pains in the swollen parts.⁴

Sol- Sun's Rays

It is prepared by *Saccharum lactis* which is exposed to concentrated sun's rays and stirred with a glass rod till saturated. Solar cautery was used in cases of epithelial cancer. Cancer, Freckles, Headache, Lupus, premature menses, Paralysis, Sunburn, Sunstroke are the practical utility of the drug. Headache from sunshine on bare head. She puts everything that she is going to eat in the sunshine. Spasms coming with sunrise and ceasing with sunset are treated with this medicine.⁴

Electricitas

Everyone is aware of the potent influence that an electric current and the approach of a thunderstorm may have on certain individuals. Among the most noticeable symptoms are Nervous tremors, fear, anxiety, restlessness, violent headaches and palpitation. Electric shocks were a criminal method of treatment for psychiatric cases. The nerve impulses being transmitted in the body from one part to other are electrical in nature. Restlessness, anxiety, palpitation, nervous tremor and dread of thunderstorm are the therapeutic indications of this medicine.^{3,4}

Galvanismus

Attenuations are made by triturating sugar of milk which has been subjected to the influence of either pole. This medicine has beneficial effect on various clinical conditions like Asthma, epilepsy, Hydrocephalus, tetanus, brain fag, haemorrhoids, toothache etc.⁴

Caspari is the authority for this medicine. The most prominent symptoms of this remedy are muscular contraction, shuddering, shivering, cold water sensation of skin or else burning. Disorders of sight and hearing with confusion of head and headache. There is also putrid smell before nose. This medicine is useful for copious catamenia. Farrington gives benumbed feeling at the back of head in brain fag, the positive pole being applied to the cervical region, negative to the vertex.⁴

Magnetis Poli Ambo – The Magnet

When handling a magnet, general symptoms can be observed by carelessly contacting either pole or by laying the whole of magnetic surface upon the body. Trituration of sugar of milk after exposure to the influence of the entire magnet is then done. Dilution of distilled water may similarly be exposed.^{2,4}

Various clinical conditions like Rheumatism, prolapse, orchitis, paraphimosis, fainting and haemorrhage comes under the domain of this drug. In rheumatism burning, lancinations throughout the body with pain as if broken in joints, shooting and jerking is found in found in this medicine. Headache with a sensation as if nail were driven in is the indication of this remedy. This medicine has a tendency of old wounds to bleed afresh.

Magnetis Polus Arcticus- North pole the magnet

Attenuations of *saccharum lactis* or water charged with the influence of this pole.² The practical utility of this medicine is found in cases of amenorrhoea, Clairvoyance, disturbed sleep, cervical spondylitis, hernia, Somnambulism etc. Sensation of coldness is the marked feature of this drug. There is coldness where the magnet is applied. The eyeball feels cold, as if it were a lump of ice in the socket. The blood is rushing towards the point touched by the magnet. This drug presents with the sensations of dryness and lightness in the body with want of strength, sensation as if scalp is adhered to the skull. Symptoms get ameliorated by uncovering. Toothache gets aggravated when breathing through mouth. In cases of cervical spondylitis, it presents with cracking in cervical vertebrae especially during motion.⁴

Magnetis Polus Australis- South pole of the magnet

Attenuations of media saturated with emanations

of the pole. This drug is very useful in cases of varicose veins, in-growing toe nails, frost bite and menorrhagia. This medicine has remarkable action in cases of in-growing toe nails. There is severe pain in the inner side of nails of big toe aggravated by walking or slight touch.⁵ Easy dislocation of joints of foot when making a false step. The feet are painful when letting them hang down in cases of varicose veins. Tendency of nose, ears, hands and feet to be frozen by a moderate degree of coldness.⁴

X-ray

When an X-ray penetrates some body tissues to reveal the state of opaque organs such as bones, it also reveals the penetration of the X-ray into the invisible interior that is governed by life force. Repeated exposure to X-ray has produced skin lesions, followed by cancer. Various hazardous effects of X-ray include burns, atrophy of ovaries and testis, anaemia and leukaemia. A drachm vial containing pure alcohol was potentized after being left in the open for 30 minutes using a Crooke's tube²

X-ray has the property of stimulating cellular metabolism. It arouses the reactive vitality, mentally and physically. It also brings the suppressed symptoms to the surface especially those of syctic and mixed infections. Its homoeopathic action is thus centrifugal. Sexual glands are particularly affected by this drug and it re-establishes suppressed gonorrhoea. Skin becomes dry, wrinkled with painful cracks. This medicine is also indicated in cases of cervical spondylitis where the neck becomes stiff with sudden cricks in neck, pain is more severe behind ear. Pain and discomfort in neck muscles when removing the head from the cushion. This remedy corresponds to stubbornness in cases of burns when they refuse to heal.³

Radium Bromatum.

This medicine is found to be effective in the treatment of rheumatism and gout. It is also therapeutically used in the cases of acne rosacea, nevi, moles, ulcers, cancers and lowered blood pressure. Itching all over the body with burning of skin as on fire. Severe aching pains all over with restlessness better moving about is the characteristic of this drug in cases of chronic rheumatism. Legs, arms and neck feels hard and

brittle, as though they would break on moving. The arthritic pains become worse at night. It presents with delay in appearance of symptoms. Ulcers due to Radium Bromide takes a long time to heal. There is a marked increase in the polymorphonuclear neutrophils. Its very useful in cases of violent trigeminal neuralgia with aching pain in the angle of right lower jaw. This drug has a very remarkable action in cases of appendicitis with pain over McBurney's point and at location of sigmoid flexure.

Radium bromide is therapeutically indicated in cases of chronic bronchitis with dry, spasmodic cough and when throat feels dry, sore and chest seems contracted. In cases of cervical spondylitis, pain and lameness of the cervical vertebrae worse on dropping head forward and better standing or sitting erect comes within the domain of this drug. Lumbar and sacral backache, pain appears to be in the bone and continuous motion relieves it.^{3,4,5}

CONCLUSION

Imponderables despite of being a rare class of medications, they have the most profound and deep acting effects. Our world is full of radiations from various sources, therefore there is a lot of room study, research and proving of new imponderabilia drugs. This will make our Materia medica more comprehensive. Reproving must be conducted on existing imponderables in homoeopathy.

REFERENCES

1. Mandal PP, Mandal B.A text book of Homoeopathic Pharmacy. 3rdedition. Kolkata: New Central Book Agency (P) Ltd;2012. page 44,45.
2. Banerjee D.D. Augmented textbook of Homoeopathic Pharmacy. 2nd Edition. New Delhi: B Jain Publishers (P) Ltd; 2006. page 98-100.
3. Boericke W. Boericke's New Manual of Homoeopathic Materia Medica with Repertory, 2nd ed 40th impressions. New Delhi: B. Jain Publishers (P) Ltd.; 2017. page 481-482,598.
4. Clark JH. A Dictionary of Practical Materia Medica. 3 volumes Reprint Edition. New Delhi: B. Jain Publishers (P) Ltd.;1996.
5. Phatak SR. Materia Medica of Homoeopathic Medicines. 2nd edition Revised and Enlarged. New Delhi: B. Jain Publishers (P) Ltd.;2007.
6. Kulkarni SJ. Imponderabilia in Homoeopathy-A Review. IJAR-ESM. 2022 Jan; Volume 10(1): page 1436,1437.
7. Singh SB, Prakash R. Cervical Spondylosis Management through the Spectacles of Homoeopathy. IJAAYUSH. 2021 Sept 9; Volume 10(1): page 649-655.
8. Qadeer Unnisa. Imponderabilia- The Energy Source. HpathyCom: Hpathy Medical Publishers; 2020 Feb 18. Available from: <https://hpathy.com/homeopathy-papers/imponderabilia-the-energy-source/>.

Homoeopathic Approach: Management of Premature Hair Greying

Dr. Pooja

Junior Resident Doctor, Department of Materia Medica Pt. JLNHMC, Kanpur

Keywords

Premature hair greying, homoeopathy, melanocytes, melanin

Abstract

Premature hair greying has become an important concern in present day and thousand of people both men and women alike are seeking medication for the same. Premature hair greying can have a negative effect on appearance, self-confidence, self-esteem and social acceptance of the affected individuals, which become a cause of concern for younger generation.

Introduction

Premature greying of hair is defined as greying of hair before the age of 20 years in Caucasians and before 30 years in blacks^[1]. A large population-based study reported that 6%-23% of people have 50% grey hair by 50 years of age^[2]. Hair greying is a physiological alteration with aging and certain diseases. The occurrence is due to depigmentation of the hair caused by depletion and dysfunction of melanocytes cells. Melanocytes are highly differentiated cells that produce a pigment melanin inside melanosomes. Melanocytes cells reside in the hair follicle bulge which provides the appropriate niche for the homoeostasis of various stem cells. Each melanocyte is associated with five keratinocytes in the hair bulb forming a hair follicle melanin unit. Melanin production is the basic function of melanocytes. Melanin is a type of pigment that gives colour to the hairs in humans and animals. Melanin also absorbs harmful uv rays and protects against cellular damage from uv light

exposure. The more melanin produced, hair will be darker. Two types of melanin, one is eumelanin and other one is pheomelanin, are responsible for dark colours in hair. The diversity of hair colour arises from the quantity and ratio of black brown eumelanin and reddish brown pheomelanin. It has been hypothesized that the ph and cysteine level of melanosomes influences the phenotype of hair. As PH reduces, there is a progressive reduction in tyrosinase activity leading to increased pheomelanin and reddish or blonde hair^[3,4]. This mutation is seen usually in individuals of Northern Europe with less sun exposure^[5,6]. A study in 2012 showed a recessive mutation in tyrosinase-related protein 1 (TYRP1) in people with blonde hair^[7]. Hair follicles have four distinctive phases; anagen catagen, telogen and exogen phase. Hair is actively pigmented in the anagen phase and is turned off during the catagen phase and absent during telogen.

Etiopathogenesis of Greying of Hair

Genetic and environmental elements influence the hair follicle stem cells and melanocytes. Telomere shortening, decrease in cell numbers, and certain transcription factors have all been implicated in this process of aging.

- The role of reactive oxygen species on greying of hair is most studied. During active growth phase there is active melanogenesis in the hair follicle. This involves hydroxylation of tyrosine and oxidation of dihydroxyphenylalanine to melanin causing enormous accumulative oxidative stress. The failure of antioxidant effect could damage melanocytes leading to decreased pigmentation.

- Vitamin B12 deficiency can cause premature greying through unknown mechanisms. About 55% of patients with pernicious anemia had greying before 50 years. The cells of hair follicles are considered to be rapidly dividing cells. However, proliferation of these cell depends on the synthesis of DNA, which is further dependent on sufficient supply of vit B12. VitB12 facilitates stabilization of the initial anagen phase of hair follicles [8].
- Decreased thyroid hormone also causes premature hair greying. Thyroid hormone T3 and T4 act on hair follicles directly to increase melanogenesis.
- Zayed et al. reported that there exists a significant association between premature greying and cigarette smoking [9]. The current study did report an association between premature hair greying and smoking.
- Some chemotherapeutic drugs also cause greying hair. These drug inhibit the receptor tyrosine kinase c-kit in melanocytes reducing melanogenesis.

Homoeopathic Study related to PHG

A clinical study on the efficacy of lycopodium 200 in the treatment of canities – A total no. of 14 volunteers were included in this study, randomly divided into two group with seven in each group. One group was given lycopodium 200 1 dose with every 15 days follow up. The other group was given placebo with 15 days follow up for a period of 3 consecutive months. Analysis was done on the basis of observation of intensity of grey hair before and after the study. Successful results were obtained with lycopodium for halting the process of depigmentation of hair.

Homoeopathic Remedies for prevention of Greying of Hair

Natrum muriaticum-Natrum muriaticum is also a good remedy for grey hair. Natrum mur patients are introverted and depressed people. Emaciation is most notable in the neck. Consolation aggravation cannot cry in front of others. Wants to be alone to cry. They are highly emotional. Desire for salt is characteristic of natrum mur.

Phosphoric acid- In phosphoric acid patient

debility is very marked. Mental debility first then physical debility. phosphoric acid found in young people, apathetic and indifferent people. Effect of grief and mental shock. Craves for juicy things.

Phosphorus -Phosphorus is another good remedy for grey hair. Phosphorus patient is tall, slender, narrow chested, with thin, transparent skin emaciation with great nervous debility. Oversensitive to external impressions, to light sound, odors, touch, thunderstorms. Craves for cold drink and thirst for cold water are characteristics of phosphorus.

Lycopodium Clavatum – Lycopodium is an excellent remedy for grey hair. It is usually adapted to extremely sensitive, timid and loss of self-confidence. Lyco patients suffer from abdominal complaint like bulimia with much bloating. Lycopodium patient prefer warm food and hot drink. Desire for sweet is characteristic of lycopodium.

Silicea- Silicea is also considered for greying hair. Silicea patient are yielding, faint-hearted, anxious person. Fixed ideas. Sensitive to all impressions. Imperfect assimilation and consequent defective nutrition. Silicea patient is cold, chilly hugs the fire wants plenty warm clothing. Ill effects of vaccination.

Pilocarpus Microphyllus- A valuable remedy in preventing hair greying. Hot flushes, nausea salivation and profuse perspiration is characteristics of this remedy.

Vinca Minor -It is also useful in greying of hair where corrosive itching of scalp found, spots of scalp, oozing moisture, matting hair together.

Wiesbaden- It acts wonderful on premature hair greying. It not only prevent premature hair greying but it acts as a stimulant for darker hair.

CONCLUSION

Homoeopathy offers a gentle and natural solution to halt the process of greying of hair. Homoeopathic treatment for hair greying is proven to be safe, effective, long lasting and no side effects. In India it has become a household name due the safety of its pills and gentleness of its cure. Homoeopathy based on the theory of treating like with like, individualisation and law of


minimum. Under law of minimum dose physician gave medicine to the patient in very minute dose. The quantity is minimum, yet appropriate, for a gentle remedial effect. The smallness of the dose not allow the drug to do any organic damage nor there is any risk of drug addiction and side effects. Homoeopathy stimulates a healing process and strengthen the body's ability to heal itself. It improves the general condition of health.

REFERENCES

1. Tobin DJ, Paus R. Graying: Geronto Biology of the hair follicle pigmentary unit. *Exp Gerontol.* 2001;36:29–54. [[PubMed](#)] [[Google Scholar](#)]
2. Panhard S, Lozano I, Loussouarn G. Greying of the human hair: A worldwide survey, revisiting the '50' rule of thumb. *Br J Dermatol.* 2012;167:865–73. [[PubMed](#)] [[Google Scholar](#)]
3. Ito S, Wakamatsu K. Diversity of human hair pigmentation as studied by chemical analysis of eumelanin and pheomelanin. *J Eur Acad Dermatol Venerol.* 2011;25:1369–80. [[PubMed](#)] [[Google Scholar](#)]
4. Ancans J, Tobin DJ, Hoogduijn MJ, Smit NP, Wakamatsu K, Thody AJ, et al. Melanosomal pH controls rate of melanogenesis, eumelanin/phaeomelanin ratio and melanosome maturation in melanocytes and melanoma cells. *Exp Cell Res.* 2001;268:26–35. [[PubMed](#)] [[Google Scholar](#)]
5. Rees J. Plenty new under the sun. *J Invest Dermatol.* 2006;126:1691–2. [[PubMed](#)] [[Google Scholar](#)]
6. Rees JL. The melanocortin 1 receptor (MC1R): More than just red hair. *Pigment Cell Res.* 2000;13:135–40. [[PubMed](#)] [[Google Scholar](#)]
7. Kenny EE, Timpson NJ, Sikora M, Yee MC, Moreno-Estrada A, Eng C, et al. Melanesian blond hair is caused by an amino acid change in TYRP1. *Science.* 2012;336:554. [[PMC free article](#)] [[PubMed](#)] [[Google Scholar](#)]
8. Krugluger W, Stiefsohn K, Laciak K. Vit B 12 activates wnt-pathway in human hair follicle by induction of β catenin and inhibition of glycogen synthase kinase 3 transcription. *J Cosmet Dermatol Sci Appl.* 2011;1:25–9. [[Google Scholar](#)]
9. Zayed AA, Shahait AD, Ayoub MN, Yousef AM. Smokers' hair: Does smoking cause premature hair gray- ing? *Indian Dermatol Online J.* 2013;4:90–2. [[PMC free article](#)] [[PubMed](#)] [[Google Scholar](#)]
10. Hahnemann Samuel reprint (2001) Organon Of Medicine 6th edition B. Jain publisher ,New Delhi.
11. Boericke W. New manual of homoeopathic materia medica and repertory with relationship of remedies; Including Indian drugs, nosodes uncommon ,rere remedies , mother tinctures, relationship, sides of the body , drug affinities and list of abbreviation :3rd edition . New Delhi , India : B jain.

Conscientious Objector Why I Became a Homeopath

- Designed to resonate with both healthcare professionals and individuals with an interest or curiosity in midwifery, paediatrics, homoeopathy, and various forms of natural medicine.
- Written in an engaging language.
- The book also delves into the author's perspectives on vaccination, expressing doubts and concerns while proposing open-minded solutions
- Through compelling anecdotes, author recounts his encounters with tough cases and breakthrough healings, offering profound insights.



ISBN: 978-81-319-6799-7 | 294 pp

Dr Richard Moskowitz

Utility of Imponderabilia in side effects of radiotherapy as an integrated approach of cancer management

Dr. Shruti J. Vankar

B.H.M.S., M.D. (Hom), Professor, Dept. of Organon of Medicine & Homoeopathic Philosophy, Noble Homoeopathic College & Research Institute, Noble University, Junagadh, Gujarat

Keywords

Imponderabilia, homoeopathy, cancer, side effects, radiotherapy, chemotherapy, integration, management, repertory

Abstract

The homoeopathic science of imponderables makes use of those direct energies which can not be weighed or measured. The use of matter or material substance and then extracting the energy out of this substance by convertible equation of energy mass equation is very common but the use of direct energy as medicine is the unique technique of homoeopathy.¹ In this article, the use of this unique technique in side effects of radiotherapy of cancer management as an integrated approach is shown.

Introduction

What is Imponderabilia? In homoeopathic system of medicine, the classification of drug sources has been done as under:

1. Vegetable kingdom,
2. Animal kingdom,
3. Mineral kingdom,
4. Nosodes,

5. Sarcodes,
6. Synthetic sources and
7. Imponderabilia¹

The word imponderabilia has come from, 'imponderable' that means which is not weighable, i.e. the substance which has no perceptible weights. Imponderabilia medicines can also be termed as direct physical energy medicines as these medicines utilize energy directly available from natural & physical reactions. Different forms of energy are potent sources of imponderabilia medicines. They are electromagnetic, electrical, magnetic, nuclear, gravitational, thermal, electrostatic and cosmic energy. Dr. Hahnemann, mentioned about imponderabilia in F.N. Sec.280- 'even imponderable agencies can produce most violent medicinal effects upon man.'²

Dr. Samuel Hahnemann was the first genius of his time, who discovered the mysterious healing power, hidden in imponderables as a proving of magnetic energy in the form of magnetis poli ambo (i.e. the magnet) and each pole separately. According to modern science, energy is not a substance, but a measure of activity of dynamic patterns. Thus through imponderabilia, a pattern of energy goes into the human economy, which balances the already disturbed electromagnetic energy vital force) for a better functioning.

Presently, we have *Magnetis Poli Ambo*, *Magnetis Polus Australis*, *Magnetis Polus Arcticus*, *Magnetis Artificialis*, *Luna*, *Sol*, *Electricitas*, *Radium Bromide*, *X-Ray* as an *imponderabilia medicines*.¹

Among these *Sol*, *Radium Bromide*, *X-Ray* can be practically use in the cancer management as an integrated approach.

Cancer represents a significant economic burden for the global economy and is now the third leading cause of death worldwide. By 2030, it is projected that there will be 26 million new cancer cases and 17 million cancer deaths per year. The developing world is disproportionately affected by cancer and in 2008 developing nations accounted for 56% of new cancer cases and 75% of cancer deaths. These deaths happen in countries with limited or no access to treatment and with low per capita expenditure on health care. The most common solid organ malignancies arise in the lung, breast and gastrointestinal tract but the most common form worldwide is skin cancer. Nowadays, common approaches for cancer management are surgery, chemotherapy and radiation. Radiation therapy (radiotherapy) involves treating the cancer with ionizing radiation; for certain localized cancers it may be curative. Ionizing radiation can be delivered by radiation emitted from the decay of radioactive isotopes or by high-energy radiation beams, usually X-rays. The majority of treatments are delivered by linear accelerators, which produce electron or X-ray beams of high energy that are used to target tumor tissue. The biological effect of ionizing radiation is to cause lethal and sublethal damage to DNA.

Since normal tissues are also radiosensitive, treatment has to be designed to maximize exposure of the tumor and minimize exposure of normal tissues. This is possible with modern imaging techniques such as CT and MRI, which allow better visualization of normal and tumor tissue. In addition, techniques such as conformal radiotherapy, in which shaped rather than conventional square or rectangular beams are used, allow much more precise targeting of therapy to the tumor, and reduce the volume of normal tissue irradiated by up to 40% compared to non-conformal techniques. Both normal and

malignant tissues vary widely in their sensitivity to radiotherapy. Germ cell tumors and lymphomas are extremely radiosensitive and relatively low doses are adequate for cure, but most cancers require doses close to or beyond that which can be tolerated by adjacent normal structures. Normal tissue also varies in its radiosensitivity, the central nervous system, small bowel and lung being among the most sensitive. The side-effects of radiotherapy depend on the normal tissues treated, their radiosensitivity and the dose delivered.

An acute inflammatory reaction commonly occurs towards the end of most radical treatments and is localized to the area treated. For example, skin reactions are common with breast or chest wall radiotherapy, and proctitis and cystitis with treatment to the bladder or prostate. These acute reactions settle over a period of a few weeks after treatment, assuming normal tissue tolerance has not been exceeded. Late effects of radiotherapy develop 6 weeks or more after treatment and occur in 5–10% of patients. Examples include brachial nerve damage and subcutaneous fibrosis after breast cancer treatment, and shrinkage and fibrosis of the bladder after treatment for bladder cancer. There is a risk of inducing cancer after radiotherapy, which varies depending on the site treated and on whether the patient has had other treatment such as chemotherapy.

A common Acute effect includes: Alopecia, Mucositis, Cough, Nausea, diarrhea, Erythema and desquamation, Neutropenia- decreased hemoglobin, platelet count

Late Effects

Fibrosis- stiffening or hardening of exposed tissues, Telangiectasia, Thinning of exposed skin, Xerostomia - Permanent dryness of eyes, mouth, vaginal mucosa and sweat glands, Increased risk of breast cancer, Increased risk of Ischaemic Heart disease –especially if radiation has involved chest.³

Here homoeopathy can integrate with allopathic treatment in management of cancer by treating the side effects of radiotherapy. So, patients can have a better life.

According to homoeopathic materia medica we can use imponderabilia like *X-ray*, *Radium bromide* in such conditions.

Radium bromide -An important addition to the Materia Medica, especially since the provings by Diffenbach have precisionized its use. Radium bromide of 1,800,000 radio-activity was employed. Found effective in the treatment of rheumatism and gout, in skin affections generally, acne rosacea, naevi, moles, ulcers and cancers. Ulcers due to Radium burns, take a long time to heal. Marked increase in the polymorphonuclear neutrophils. Great weakness. Itching & dryness of nasal cavities, better in open air. Dryness of mouth, nausea and sinking sensation, belching of gas. Alternating constipation & loose movements. Right breast sore, relieved by hard rubbing. Persistent cough with tickling in suprasternal fossa. Dry, spasmodic cough. Throat dry, sore, chest constricted. severe pain in all the limbs, joints especially in knees and ankles. Erythema & dermatitis, with itching, burning, swelling & redness, necrosis & ulceration. Itching all over body, burning of skin, as if a fire. Internal chilliness followed by heat of skin, associated with bowel movements and flatulence.

Better in open air, continued motion, hot bath, lying down, pressure. Worse getting up.

X ray- Vial containing alcohol exposed to X-Ray, Repeated exposure to Roentgen (X-ray) has produced skin lesions often followed by cancer. On Distressing pain. Atrophy of ovaries and testicles, anaemia & leukaemia. Corresponds to stubbornness as in burns, they refuse to heal. Tongue dry, rough, sore. Throat painful on swallowing. Nausea. general tired and sick feeling. Palms rough & scaly. Skin dry, wrinkled.

worse in bed,afternoon,evening and night, open air.⁴

There are some repertories which gives medicines for such side effects

Murphy's Repertory

RADIATION, sickness, for side effects: *Raium bromide*, *SOL*, *X-ray*

Of radiation burns: *Raium bromide*, *sol*, *x-ray*⁵

Complete Repertory

Generals –ABUSE OF, poisoning with radiation therapy complaints, with subsequent

Raium bromide, *X ray*

Skin-INFLAMMATION radio –dermatitis: *Raium bromide*⁶

There are supporting research and studies about how a homoeopathic medicine works in such conditions:

Symptoms of radio dermatitis were relieved by homoeopathic medicines belladonna and *X ray*.

Homoeopathic *X ray* was used to relieve radio dermatitis in those receiving radiation as part of their breast cancer treatment.⁷

CONCLUSION

With the use of imponderabilia we can integrate homeopathy with the modern therapeutic aspect of cancer management and can stand by the patients who are at the highest of their sufferings. These small efforts can make a big difference in someone's life.

REFERENCES

1. Saxena R. Imponderabilia homoeopathic direct energy medicines: Includes auto-bioenergy medicines. B Jain Publishing Group, editor. New Delhi, India: B Jain; 2023.p-7,10,11,12
2. Mandal PP, Mandal B. A textbook of homoeopathic pharmacy. 3rd ed. Delhi, India: New Central Book Agency; 2012. p-44
3. Penman ID, Ralston SH, Strachan MWJ, Hobson R, editors. Davidson's principles and practice of medicine. 24th ed. London, England: Elsevier Health Sciences; 2022. p-1316,1331,1332
4. Boericke W. Pocket manual of homeopathic materia medica & repertory. 9th ed. New Delhi, India: B Jain; 2023. p-453,454,567
5. Murphy R. Homeopathic medical repertory. New Delhi, India: Leads Press; 2008.
6. van Zandvoort R. Complete Repertory: Das umfangreichste Repertorium der homöopathischen Arzneimittel. Exklusives Taschenformat mit Daumenregister. 1st ed. Kander, Germany: Narayana; 2007.
7. Balzarini, a., felisi, martini, a et al ,efficacy of homoeopathic treatment of skin reactions during radiotherapy for breast cancer: a randomized, double-blind clinical trial, British homoeopathic journal, (2000)jan:89 (1): 8-12

Telemedicine In Homoeopathy : A Review

Dr. Kaushlendra Kumar

Assistant Professor, Deptt. of Practice of Medicine, R.B.T.S. Govt.
Homoeopathic Medical College & Hospital, Muzaffarpur.

Keywords

Telemedicine, Homoeopathy, Technologies, COVID-19, Boon

Abstract

Telemedicine is the use of electronic information and communication technology to spread the use of homoeopathy to areas where access to medical treatment is more challenging. It has numerous uses in medical care, instruction, research, management, and public health. Tele-homoeopathy will significantly improve primary healthcare. People were unable to easily get any type of medical care during the COVID-19 pandemic; under that situation, telemedicine, particularly e-homoeopathy, emerged as a blessing.

Introduction

Distance is denoted by the Greek term “tele,” and healing is denoted by the Latin word “mederi.” Telemedicine thus refers to “healing from a distance.” It makes healthcare and medical information more readily available in order to enhance patient outcomes. This science is constantly changing as it responds to and adjusts to the shifting healthcare requirements of society.^[1] It is evolving into a tool for quick medical care. Especially in the midst of the COVID-19 pandemic and other diseases as well, telemedicine is effective and affordable. It enables real-time, two-way interaction between the patient and the doctor, who may be located elsewhere.^[2] According to current estimates, India has had more than four billion online doctor-patient consultations, and

this figure is only anticipated to increase rapidly in the coming years.^[3]

Homeopathy is a ground-breaking, secure, and extremely successful kind of medicine that is used all over the world. With treatments made from natural materials, it promotes the body’s own natural healing abilities. A homoeopath takes into account your physical, mental, and emotional health to treat the cause of your illness. It has an advantage over other medical treatments since it takes a holistic approach and offers powerful therapies and special healing. In-the-moment treatment, ongoing care, and specialised care are all provided by telehomoeopathy. Teleconsultation offers efficient and dependable homoeopathy therapy by skilled homoeopathic doctors at their fingertips for those who like homoeopathic remedies and those who are eager to transition to homoeopathy treatment for improved health.

During the COVID-19 pandemic, the homoeopathic community has responded quickly and effectively by providing both preventive and curative therapy options.^[4] The management method includes taking preventive action, teaching individuals about said general action, and offering therapies that boost immunity. Giving affected individuals homoeopathic symptomatic relief is the next step.^[5] As claimed and illustrated by various homoeopathic scholars, various therapy modules aid in the development of a logical framework and in understanding the notion. The COVID-19 pandemic provided a catalyst for the creation of a new virtual medical order^[6] and a chance to investigate the application of tele-homoeopathy in the present context and its

potential in the future.

Current Scenario

Early on, telemedicine was primarily utilised to link physicians treating a patient in one location with those practising in another. Only remote or difficult-to-reach people, where homoeopathy is not widely accessible, benefited from this. Homoeopathic doctors can now evaluate, diagnose, and treat patients from a distance using telecommunications technology through tele-consultation. In the past ten years, this strategy has seen a stunning metamorphosis and is now playing a larger role in the Indian healthcare system.

The usage of the method, while expanding, was nonetheless constrained due to the expensive and complicated equipment required to conduct remote visits over the past few decades.^[7] However, the practise of telemedicine has undergone significant modifications as a result of the internet era. As an alternative to in-person visits for both primary and specialty care, the widespread use of smart devices has made it possible to provide remote healthcare to patients in their homes, places of employment, or wherever they may be.

The market for complementary therapies, particularly homeopathy, has expanded dramatically in India during the pandemic. According to a study, the global market for it is predicted to grow to \$13.5 billion by 2028. According to AYUSH Ministry data^[8], which also supports the acceptability of tele-homoeopathy, India is the largest contributor to this expansion, adding over 12,000 new homoeopathic doctors annually.

The Ministry of AYUSH formulated guidelines in order to enable registered homoeopathic practitioners to safely provide healthcare through tele-consultation and to encourage them to think about using telemedicine as a part of their regular practise as well as in disasters and pandemics that present unique challenges to provide healthcare where patients can easily communicate and share their health records 24 hours a day on one platform and can consult with doctors using any medium - calls, messages or video conferences. These recommendations will offer standards and procedures relating to concerns of liability

and negligence, evaluation, management, and treatment in doctor-patient relationships.^[9]

Advantages of Telemedicine^[9,10]

In homeopathy, telemedicine has a remarkable range of applications. For patients, using tele-consultations instead of in-person visits has a number of advantages.

- A significant decrease in the time and expense associated with patient transportation.
- Remote regions are easily accessible
- No contact with other possibly infectious patients
- Supervising in-home care.
- Improves patient outcomes by reducing missed appointments and increasing the chance of follow-ups.
- Illness surveillance and programme monitoring; Continuing medical education and clinical research; A platform for public awareness and illness management.
- Complies with HIPAA (Health Insurance Portability and Accountability Act) requirements for patient data protection and privacy.
- Offers a chance for homoeopathic healthcare to be provided uniformly and fairly both inside nations and beyond the world.

Today's Challenges^[10]

Even in homoeopathy, telemedicine cannot replace doctors in remote regions, especially in developing nations where public health issues are prevalent and resources are scarce. Therefore, it is incredibly unrealistic to imagine using this technology to replace unwilling doctors at this point. Despite these difficulties, it can greatly supplement the current state of healthcare. Some of these difficulties include:

Patient's discomfort : Patients lack faith in the effectiveness of electronic medicine.

Doctor's perspective: All physicians are somewhat hesitant about and knowledgeable about e-medicine.

Less financial support: Telemedicine is financially unstable since the cost of technology and communication has occasionally risen too high.

Lack of basic needs: In India, nearly 40% of the population is living in poverty. Primary health care, safe drinking water, transportation, power, and other necessities are not available. When a person has nothing to change, only technological progress can't make a difference.

Technical limitations: Despite the fact that e-medicine integrates a variety of hardware and software kinds, it still needs advancement. More sophisticated biological sensors and more reliable internet support are needed for accurate diagnosis and quick data sharing. though, e-medicine is an integration of various types of software and hardware but still needs to be more advanced. The proper diagnosis and speedy data transfer requires advanced biological sensors and more solid internet support.

Literacy rate concern: Barely 65.38% of Indians are literate, and barely 2% are fluent in English.

Quality aspect: Everyone agrees that "quality is the essence," but this can occasionally lead to issues. Healthcare lacks a proper channel that would encourage organisations to follow it; instead, it is entirely up to the organisations to decide how to handle it.

Limited government assistance: Both the public and private sectors are subject to restrictions. Any technology in its infancy requires attention and support. Only the government has the money and power necessary for its survival and expansion, but the government doesn't offer any such support.

The Future Perspective

Tele-homoeopathy has a promising future. Online homoeopathic consultations are popular among both urban and rural populations. The number of homoeopaths in India is expected to increase to 1.08 billion and increasing 20–25% annually. According to A.C. Nelson surveys, 82% of users of homoeopathic goods are not eager to switch to conventional forms of therapy, and 62% of users do not want to try conventional medications. In reality, homoeopathy is the only form of medicine

used by 100 million people in India.^[11] In the following days, we should make plans to extend its network to at least additional cities.

A well-organized and well-equipped team of homoeopathic doctors and professional technology experts must be established to provide homoeopathy treatment that is easily accessible to people, particularly in developing countries, in order to meet the growing demand for reliable homoeopathy treatment in the e-health industry. Additionally, we must create a strong communication infrastructure that delivers dependable healthcare services with an emphasis on patient convenience and anonymity. Additionally needed for an extensive e-health system are:^[12]

a standardised method of identifying patients for the duration of their lives.

authorised access to different sections of patients' private medical records for various categories of healthcare professionals, including tele-homoeopathic consultations.

structuring and formalisation of medical records.

the integrated systems' ability to communicate information in a manner that is appropriate.

Currently, only a few languages are available for tele-consultations, but it should be planned to add more.

With the use of this tele-consultation platform, additional randomised trials that are organized, carried out, monitored, assessed, and published by both knowledgeable proponents and educated critics are needed to make homoeopathy evidence-based and more scientific.

CONCLUSION

Health and safety have risen to the top of the agenda in today's environment of rapid change. Telehomoeopathy is a therapeutic method that may be used in any situation to cure any sort of sickness while saving both time and money. Regardless of comorbidities or the kind of disease - emergency or non-emergency, it aids in disease prevention and suppression of disease progression from moderate to severe. Physicians can develop logical thinking to improve patient

care by adopting the modern idea and using Hahnemannian concepts. Therefore, it will take teamwork from everyone to successfully integrate telemedicine into homeopathy so that a broader population may conveniently obtain homeopathic care.


REFERENCES

1. WHO Global Observatory for eHealth. *Telemedicine: opportunities and developments in Member States: report on the second global survey on eHealth*. Vol.- 2, World Health Organization, 2010
2. **Kichloo A**, et.al. *Telemedicine, the current COVID-19 pandemic and the future: A narrative review and perspectives moving forward in the USA*. Fam Med Community Health. 2020;8:e000530.
3. Internet source [Available from; <https://theprint.in/theprint-valuead-initiative/online-homeopathy-consultation-and-treatment-is-now-available-with-the-click-of-a-button/1010379/>] [visited on 2023 Jan 20]
4. **Khurana A**. *Are homeopathic drugs being used for the treatment of COVID-19 patients, a kind of repurposing?* Indian J Res Homoeopathy. 2020;14:231-2.
5. *Telemedicine Practice Guidelines*. 2020. [Available from: <https://www.ayush.gov.in/docs/homeopathy-guidelines.pdf>] [Last visited on 2023 Jan 20]
6. **Latifi R, Doarn CR**. *Perspective on COVID-19: Finally, telemedicine at center stage*. Telemed J E Health. 2020;26:1106-9.
7. Internet source [Available from; <https://www.homeobook.com/telemedicine-in-homeopathy-the-need-of-the-hour/>] [last visited on 2023 Jan 21]
8. [Internet source] Available from; <https://yourstory.com/2022/10/weclinic-homeopathy-startup-teleconsultation-whatsapp-api-medicine> [last visited on 2023 Jan 21]
9. CCH, Telemedicine practical Guidelines, 10th April 2020
10. Dasgupta A, et al.: Telemedicine: A New Horizon in Public Health in India; Indian Journal of Community Medicine Vol. 33, No. 1, January 2008
11. Internet source [Available from; <https://www.chameleon-pharma.com/the-indian-homeopathic-market-an-orchestra-of-growth/>] [last visited on 2023 Jan 25]
12. Kobrinskii, B.A. (2014) E-Health and Telemedicine: Current State and Future Steps. E-Health Telecommunication Systems and Networks, 3, 50-56.



Human Anatomy & Physiology ILLUSTRATED

- Numerous Illustration of Anatomy and Physiology of human body.
- Now learning of human body parts is easy
- Beautiful and brightly coloured Diagram Proper and clear labelling Appropriate explanation with labelling



ISBN: 978-81-319-6930-4 | 27 pp

B. Jain

Enlightening The Practical Utility Of Imponderabilia In Homoeopathy

Dr. Rakhi¹, Dr. Amanpreet Kaur², Dr. Shefalika Singh³

¹**B.H.M.S, Md (Med.) Hom., Phd (Sch)**, Assistant Professor, Department of Human Physiology and Biochemistry, Homoeopathic Medical College and Hospital Chandigarh, Punjab University, India.

²**B.H.M.S, Md (Hom.)**, Assistant Professor, Department of Obstetrics and gynaecology, Homoeopathic Medical College and Hospital Chandigarh, Punjab University, India.

³**B.H.M.S, Md, Paeds (Nih), Phd(Sch)**, Assistant Professor, Dept of Hom. Materia Medica, Homoeopathic Medical College and Hospital, sector-26, Chandigarh.

Keywords

Imponderabilia, Homoeopathic medicines, Electricity, Luna, X ray, Sol, Magnetis poli ambo, Homoeopathy.

Abstract

Homeopathy, is a system of holistic medicine, is founded on the principle of “like cures like,” wherein substances that cause symptoms in a healthy individual are diluted and administered to patients exhibiting similar symptoms.¹ While the traditional Materia medica of homeopathy predominantly comprises substances derived from plants, minerals, and animals, there exists a fascinating category known as “imponderabilia.” These substances, which cannot be weighed or measured in the conventional sense, include phenomena such as sunlight, moonlight, and even electromagnetism. Despite their intangible nature, imponderabilia hold significant therapeutic potential in homeopathy, offering unique avenues for healing. Imponderabilia in homoeopathy refers to remedies prepared from substances that are not derived from the animal, plant and mineral kingdom. These substances can include various items like electricity, magnetism, X rays. The preparation of these remedies follows the principles of homoeopathy, including dilution and succussion.² In this article, we delve into the practical

utility of imponderabilia and explore their applications in homeopathic practice.

Introduction

Homoeopathic medicines are obtained from various sources like plants, animals, minerals, nodules, sarcodes, and imponderables. Imponderable remedies are a small group of remedies manufactured from a dynamically, immaterial energetic source.³ Imponderable remedies include X-ray, Radium bromatum (Radium bromide), Electricity, Sol (sunlight), Luna (moonlight), Magnetis poli ambo (magnet). Imponderable remedies are deep acting. The word Imponderabilia has come from Imponderable that means having no weight. It denotes the substances that have no perceptible weights.² Homoeopathic medicines prepared from any type of energies are known as Imponderabilia. Imponderabilia medicines are homoeopathic remedies Prepared from energies. Homoeopathic medicines prepared from natural source of energy is Imponderabilia.

We have following Imponderabilia medicines ⁴

1. Moon rays (Luna)
2. Sun rays (Sol)
3. The full magnet (Magnetis Poli Ambo)
4. South pole of the magnet (Magnetis Polus)

- Australis)
5. North pole of the magnet (Magnetis Polus Arcticus)
 6. Artificial magnet
 7. Electricitas (Artificial electricity)
 8. Radium bromide (Radioactivity of element)
 9. X ray (Radiation)

Understanding Imponderabilia

Imponderabilia encompasses a diverse range of energetic phenomena that cannot be quantified using conventional metrics. They include various forms of energy, radiation, and environmental influences.⁵ Examples of imponderabilia include sunlight (Helios), moonlight (Luna), electricity (Electricitas), and magnetism (Magnetis Poli Ambo), among others. These substances are prepared through specialized processes that capture their energetic essence, rendering them potent therapeutic agents in homeopathy.⁶ The word imponderabilia has come from 'imponderable' that means not weighable i.e. the substances have no perceptible weights². Imponderable are immaterial 'Dynamic' energies that are utilized as potentized homoeopathic medicines⁽²⁾. In 6th edition Organon of medicine Hahnemann discussed the dynamic power of magnets, electricity and galvanism under aphorisms 286 & 287. In aphorism 286 "The dynamic powers of mineral magnets, electricity and galvanism act as powerfully and as homoeopathically on our life principle as do actual so called medicines that lift diseases by means of oral ingestion, through the son or by olfaction. In aphorism 287 one can more surely avail oneself of the curative powers of a powerful magnet.¹ The positive actions of its north and south poles are presented in the Materia Medica Pura. Although both poles are equally powerful, they stand in opposition to one another in the manner of their action.

Practical Utility Of Imponderabilia

Imponderabilia medicines are homoeopathic remedies prepared from energies. According to modern science energy is not a substance but a measure of activity of dynamic patterns.

Energy cannot be created nor be destroyed. Imponderabilia are direct measure of activities of dynamic pattern of energy.⁷

Imponderabilia Drugs^{8,9,10,11}

Moonlight (Luna)

Source – The moon's rays

Preparation – Sugar of milk is exposed on a glass plate to the moon's rays and stirred with a glass rod. The sugar of milk is dynamically charged

Practical utility

- Luna, derived from moonlight, is associated with emotional sensitivity, intuition, and cyclical rhythms. In homeopathy, it is indicated for conditions influenced by lunar cycles, such as menstrual disorders, mood swings, and sleep disturbances.
- Luna remedies are prescribed based on the individual's emotional state, sensitivity to lunar phases, and hormonal imbalances.
- They are used to address mood disorders, insomnia, and hormonal fluctuations, promoting emotional stability and well-being.

Electricity (Electricitas)

Source – Electricity

Preparation – Trituration 1x – Saccharum lactis is exposed to high intensity static electricity for 10 minutes.

Practical utility

- Electricitas, representing electrical energy, is employed in homeopathy to address nervous system disorders, muscular spasms, and neuralgias.
- It is indicated for conditions such as sciatica, epilepsy, migraines, and nerve pain resulting from injuries or trauma.
- Electricitas remedies are administered in highly diluted forms to rebalance the body's electrical energy and alleviate symptoms associated with nervous system dysfunction.

Galvanisms (Galvanism) –

Preparation – Attenuations are made by

trituration of sugar of milk which has been subjected to influence of electric pole

Magnetis Poli Ambo

Source – The magnet

Preparation – Trituration of sugar of milk after exposure of the whole magnet. After that it will influence both poles of the magnet.

Practical utility

- Magnetis Poli Ambo, derived from the magnetic poles, is utilized in homeopathy to address a wide range of ailments, including joint pain, circulatory disorders, and emotional instability.
- It is believed to exert a harmonizing influence on the body's magnetic field, promoting circulation, relieving pain, and restoring emotional equilibrium.
- Magnetis Poli Ambo remedies are prescribed based on the individual's symptoms, constitution, and susceptibility to magnetic influences.

Magnetis Polus Arcticus

Source – North pole of magnet

Preparation – Trituration of sugar of milk after exposure of the north pole of the magnet.

Practical utility

- Magnetis Polus arcticus refers to north pole of magnet. The North pole is believed to have specific therapeutic properties including ability to calm and sedate. Magnetis Polus arcticus is used in homeopathy for conditions there is nervous agitation, restlessness and insomnia. Magnetis Polus arcticus help to regulate blood flow and circulation can be beneficial for conditions such as hypertension or palpitation.

Magnetis Polus Australis

Source – South pole of magnet

Preparation – Trituration of sugar of milk after exposure of the South pole of the magnet.

Radium Bromatum

An important addition to the Materia Medica especially since the proving by Diefenbach have precisionized its use.

Source – Radium bromatum. Trituration 3x, Drug strength 1/1000, Radium bromide 1gm, Saccharum lactis 999 gms to make 1 kilogram of trituration. Radium bromatum is a homeopathic remedy derived from the element radium.

Practical utility

- Radium bromatum is used to treat cancers, bone pain, glandular swellings and skin disorders.

Sunlight (Helios)

Source – Sunlight

Preparation – Sugar of milk is exposed to concentrated sun rays and stirred with a glass rod until saturated.

Practical utility

Helios, derived from sunlight, is believed to possess vitalizing and energizing properties. In homeopathic practice, it is utilized to treat conditions associated with debility, weakness, and seasonal affective disorders.

- Helios is particularly beneficial for individuals experiencing lethargy, depression, or ailments aggravated by lack of sunlight exposure.
- It is administered in highly diluted forms to stimulate the body's innate healing mechanisms and restore balance.

X Ray

The proving on X-rays was undertaken by B. Fincke in 1897, on ten provers, using 6x and was published in the proceedings of the International Hahnemannian Association pages 47-76.

Source – X ray radiation

Practical utility – X ray remedy is used to treat conditions such as bone disorders, joint pains and various types of cancers¹².

CONCLUSION

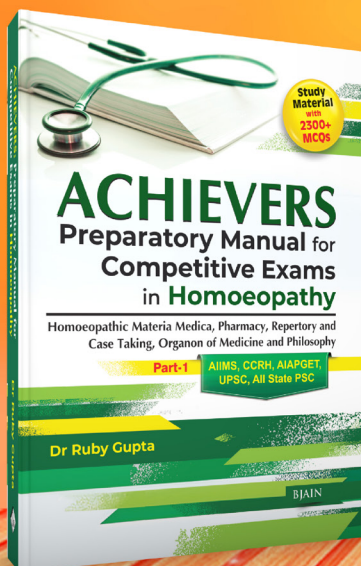
Imponderabilia represent a fascinating aspect of homeopathy, offering practitioners unique tools for addressing a wide array of physical, emotional, and energetic imbalances.¹ While their therapeutic mechanisms may not be fully understood from a conventional standpoint, their efficacy in clinical practice is evident. By harnessing the subtle energies inherent in imponderabilia, homeopathic physician can tailor treatments to the individual's specific needs, facilitating profound healing on physical, emotional, and energetic levels. As our understanding of energy medicine continues to evolve, imponderabilia are likely to play an increasingly significant role in the holistic approach to health and well-being.

REFERENCES

- Hahnemann Samuel. Organon of medicine. Translated by William Boericke. B. Jain Publishers Pvt. Ltd., New Delhi, Reprint Edition 2002.
- MANDAL Dr. PARTHA and MANDAL Dr. BIMAN, A Text Book of Homoeopathic Pharmacy, Thoroughly Revised and Enlarged 3rd Edition- 2012, New Central Book Agency, Kolkata.
- Kent James Tyler. Lectures on Homoeopathic Philosophy. Memorial Edition Reprint. B. Jain Publishers Pvt. Ltd., New Delhi, 2004
- Dr. Banerjee D.D., Augmented Textbook of Homoeopathic Pharmacy- 2nd edition-2006, B. Jain Publishers (P) Ltd. New Delhi 110 055 (INDIA)
- Varma ,P.N, Vaid, Indu. (2007). Encyclopaedia Of Homoeopathic Pharmacopoeia & Drug Index (Vol. 3). New Delhi: B.Jains Publishers (P)Ltd.
- Saxena, R. 2003. Imponderabilia Homoeopathic Direct Energy Medicines. New Delhi : B.Jains Publishers (P)Ltd. ISBN : 81-8056-401-0
- Dr. SUMIT GOEL, Art and science of Homeopathic Pharmacy- 3rd edition-2014, Indian Books & Periodicals Publishers, New Delhi -110005 (India).
- Clarke, John. Henry. (2006). A Dictionary of Practical Materia Medica (Vol.1). New Delhi : B.Jains Publishers (P)Ltd.
- Robin Murphy-. 2000. Homeopathic Remedy Guide
- Boericke, William. (2011). Pocket manual of homoeopathic Materia medica. New Delhi: Indian Books & Periodicals Publishers.
- Julian, O.A. (2003). Dictionary of Homoeopathic Materia Medica. New Delhi: B. Jains Publishers (P) Ltd.
- Allen, H.C. (2006). The Material Medica Of the Nosodes with Proving of the X-RAY. New Delhi: B. Jains Publishers (P) Ltd.

**NEW
RELEASE!**

BJAIN



- An assemblage of vast preparatory material from Homoeopathic Materia Medica, Pharmacy, Repertory and Case Taking, Organon of Medicine and Philosophy.
- Crisp and easy-to-grasp content, this book presents homoeopathic subjects in a comprehensive manner conducive to learning with each chapter concluding with MCQs pertaining to the topics contained therein
- An assorted 2300+ multiple choice questions with answers and explanations to enable easy retention of concepts and facts.
- Questions have been sourced from various homoeopathic competitive exams conducted in the last 15 years.

INCREDIBLE STORIES UNFORGETTABLE JOURNEY



Dr Rakhi

It's a esteemed journal with benifit of valuable publications, staff are very polite and supportive-they replied every query. Congratulations to Heritage for succesfully completing 50 years

Celebrating its 50th anniversary is a testament to its enduring legacy and commitment to promoting homeopathy. I'm proud to be associated with a publication that has played such a vital role in advancing homeopathic knowledge and practice. Congratulations on this milestone achievement!



Raxit Ramesh
Chandra Vishpara



Sumit Goel

"THE HOMOEOPATHIC HERITAGE has always been a source of information, new learnings, updates and forum for expression right though my student days , teaching and clinical practice. I suppose my journey of growth has been concomitant to that of this esteemed publication. Looking forward to an oppportunity of being associated as a Guest Editor with this family !"

I am honored to be part of Homeopathic Heritage magazine, especially as it completes its remarkable 50-year milestone. Being an author for this esteemed journal has been a gratifying experience, allowing me to share my insights and contribute to the rich legacy of homeopathy. I look forward to continuing this journey and supporting the magazine's mission.



Shreya Mehta



Dr Devanshi Shah

"Very resourceful and informative journal has been reading it for years for enriching our knowledge and updating ourself. Feeling glad to be part of it."



Dr Prashant Gupta

"Congratulations! Fifty years of scholarly contributions and knowledge dissemination is a remarkable achievement. May your work inspire future generations of researchers and foster greater progress in the years to come!"



shefalika singh

The Homoeopathic Heritage completing 50 years. It's a remarkable milestone that reflects its enduring commitment to homeopathy and its contributions to healthcare. I feel happy and proud of being associated with the Homoeopathic Heritage Family and its rich history in promoting homeopathy.



Dr Bhavneet Kaur

Homoeopathic heritage is a great source of information for all homoeopaths. It feels great to be a part of the family. Congratulations.



Dr. janki Solanki

I'm glad that you consider me as a part of your celebration of completing 50 years, Reaching to this point was not an easy task. Indeed, it is a testament to the scholarly work done in the field over the past half century and a point of pride for everyone involved. The transparency and policies for authors are key points of all.... Very very congratulations to your achievements!

Imponderabilia: The Hidden Treasure of Homoeopathy

Dr. Riya¹, Dr. Ruchi Mehta², Dr. Ravindra Kumar³

¹MD (Homoeopathy) - Paediatrics.

²Ph.D. (Homoeopathy), Department of Obstetrics and Gynecology, Dr. M.P.K. Homoeopathic Medical College, Hospital and Research Centre, Homoeopathy University, Jaipur, Rajasthan.

³B.H.M.S., N.D.D.Y.

Keywords

Imponderabilia, Electricitas, Dynamic Energy, Luna, X-ray, Sol, Magnetis poli ambo, Rodium bromide.

Abstract

Homoeopathic drugs are obtained from various sources like plants, animals, minerals, nosodes, sarcodes, imponderables, and tautopathic drugs. Imponderable remedies are a small group of medicines which are considered to be manufactured from a dynamically, immaterial energetic source. The most well-known of these include X-ray, Radium bromatum (Radium bromide), Electricitas (electricity), Sol (sunlight) and Luna (moonlight), Magnetis poli ambo (magnet) etc. These energy sources have no mass and yet are the most powerful and deep acting medicine sources.

Introduction

Imponderabilia (direct physical energy medicines) are immaterial dynamic energies that are utilized as potentized homoeopathic medicines in order to the cure of sick. The word imponderable means which is non-weighable, no mass.⁽¹⁾

Imponderabilia medicines are the most powerful and deep acting medicines. They are well represented in the Clarke's Materia Medica

and the Allen's Materia Medica of Nosodes and Magnets as in the Materia Medica Pura.⁽²⁾

Though these remedies are very well proved, they are still quite rarely used by the homoeopathic professionals and are poorly represented in our repertories. As these drugs were proved a long ago, there is a need of reproofing and clinical verification and there is a need of setting standards regarding their preparation.⁽²⁾

Comments by various authors

Dr. Hahnemann discussed the dynamic power of magnets, electricity and galvanism under the aphorisms 286 and 287 of Organon of Medicine, 6th edition.⁽³⁾

§ 286: The dynamic powers of the mineral magnets, electricity and galvanism act as powerfully and as homeopathically on our life principle as do actual so-called medicines that lift the diseases by means of oral ingestion, through the skin, or by olfaction.⁽³⁾

§ 287: One can more surely avail oneself of the curative powers of a powerful magnet. The positive actions of its north and south poles are presented in the Materia Medica Pura. Although both the poles are equally powerful, they stand in opposition to one another in the manner of their action.⁽³⁾

Hahnemann states that 'even imponderable agencies, can produce the most violent medicinal

effects upon man’ under § 280 footnote Fifth Edition of Organon.⁽⁴⁾

Dr. H. W. Allen describes their mode of preparations and symptoms in his ‘Materia Medica of Nosodes’.⁽¹⁾

Elizabeth Wright mentions in her book ‘A Brief Study Course in Homoeopathy’ ‘the imponderabilia, which include positive and negative magnetic force, electricity, sun-force etc.’⁽¹⁾

P. Sankaran also mentions this source in his many and book ‘Elements of Homoeopathic Pharmacy’.⁽¹⁾

Carl W. Caspari, Gottlieb Heinrich Georg Jahr, J. H. Clarke, Swan etc. have described their symptoms.⁽¹⁾

Collection^(5,6)

Specific instructions and rules for collecting and preparing these medicines are given in the pharmacopoeia.

Magnets can be procured from a physical laboratory.

For preparing ‘Luna’, the time of full moon is suggested.

For preparing the medicine ‘X-ray’, a chemical testing laboratory may be contacted.

Potentiation of these medicines has to be done very carefully.^(5,6)

Imponderabilia used in Homoeopathy in relation to energy, source, and miasm⁽⁷⁾

S.no	Medicines	Energy	Source	Miasm
1	Magnetis poli ambo	Magnetic energy	Both pole of magnet	Syphilitic
2	Magnetis Polus Arcticus	Magnetic energy	North pole of magnet	Syphilitic
3	Magnetis Polus Australis	Magnetic energy	South pole of magnet	Syphilitic
4	Magnetis artificialis	Electromagnetic energy	Artificial magnet	Syphilitic
5	Luna	Light energy	Light rays of full moon	Syphilitic
6	Sol	Heat and light energy	Sunrays	Syphilitic
7	X-ray	Electromagnetic radiation Energy	X-rays	Mixed miasmatic State
8	Radium bromide	Electromagnetic radiation energy	Radioactivity of element.	Mixed miasmatic State
9	Electricitas	Electrical energy	Atmospheric and artificial (Electric current)electricity	Mixed miasmatic state

Preparations⁽⁸⁾

The Dynamic, powerful, physical, energies have been well known to influence the various living and the non-living processes on the earth. The energy utilized may be natural energy or it may be energies that are artificially generated.⁽⁹⁾

Natural Sources^(6,8)

Normal Magnet

Magnetis poli ambo- Prepared by triturating milk sugar which had been saturated when exposed to the emanations of the magnet.

Magnetis polus australis- Prepared by triturating sugar of milk which had been saturated when exposed to the emanations of the South pole of

magnet.

Magnetis polus arcticus- Prepared by triturating milk sugar which had been saturated when exposed to the emanations of the North pole of magnet.

Artificial Sources^(6,8)

Sun’s ray – **Sol**.

Radium bromide – Radium.

Moon’s Rays – **Luna**

Artificial magnet – **Magnetis artificialis**.

X-rays- Vial containing alcohol exposed to x-ray.

Electricitas- Prepared from sugar of milk which has been saturated with the electric current.

Imponderabilia used in Homoeopathy with few clinical indications

Luna–Moonrays– Somnambulism, worm affection, troublesome during full moon, goiter diminishes during waning moon, and epilepsy is influenced by moon.⁽¹⁰⁾

Electricitas- Atmospheric and static-Nervous tremors, anxiety, fear, restlessness, violent headaches, palpitation and swelling of parts with approach thunderstorm.⁽¹¹⁾

X-ray- Atrophy of ovaries, testes, anaemia, leukaemia and burns are some hazards of x-rays.⁽¹²⁾

Radium bromatum- Found effective in treatment of rheumatism and gout, in skin affections generally, acne rosacea, naevi, moles, ulcers and cancers. Lowered blood pressure. Severe aching pains all over the body, accompanied with restlessness, better by moving about. Chronic rheumatic arthritis.⁽¹³⁾

Magnetis Polus Australis. Cough. Dislocation, easy. Frost-bite. Heart, palpitation of. Hernia. Ingrowing toe-nails. Levitation. Menorrhagia. Varicosis.⁽¹⁴⁾

Magnetis polus arcticus- Twitching and drawing in lids, nosebleed proceeded by aching in forehead, jerks in the periosteum of jaw during toothache, Stool.- Constipated, infrequent, too large, day sleepiness.⁽¹⁵⁾ Tremulous, vibrating, numb sensation, Twitching, Excessive weakness of the lower limbs, A few violent beats of the heart, A few violent beats of the heart.⁽¹⁴⁾

Sol- Cancer. Freckles. Headache. Lupus. Menses, premature. Paralysis. Sunburn. Sunstroke.⁽¹⁵⁾

Magnetis poli ambo- Fainting. Haemorrhage. Orchitis. Paraphimosis. Prolapsusani. Rheumatism. Toothache. Ulcers.⁽¹⁶⁾

CONCLUSION

Homoeopathy is both an art and a science. It is based on its own scientific principles. Imponderables though they are a very small group of drugs in homoeopathic material medica, but are most powerful and deep acting. As we are living in a world where there is exposure to a lot of radiation from different sources, there is a scope of research

and proving of new imponderabilia drugs. Their incorporation into our Materia Medica will enrich our Homoeopathic literature. Imponderables can be beneficiary only if studied in detail with clinical understanding. Repeating must be done of existing imponderables. There is much more to study and explore this area in homoeopathy.

REFERENCES

1. Kulkarni DrSJ. Imponderabilia in homoeopathy-A Review [Internet]. International Journal of All Research Education and Scientific Methods; [cited 2024 Feb 23]. Available from: [https://www.ijaresm.com/imponderabilia-in-homoeopathy-a-review#:~:text=Imponderabilia%20\(direct%20physical%20energy%20medicines,means%20which%20is%20non%20weighable](https://www.ijaresm.com/imponderabilia-in-homoeopathy-a-review#:~:text=Imponderabilia%20(direct%20physical%20energy%20medicines,means%20which%20is%20non%20weighable).
2. Unnisa Q, Unnisa Q, Unnisa W by Q, says: SG, says: MI, says: R urooj, et al. Imponderabilia – the energy source - Qadeer Unnisa [Internet]. 2023 [cited 2024 Mar 11]. Available from: <https://hpathy.com/homeopathy-papers/imponderabilia-the-energy-source/>
3. Singh, Mahendra & Singh Subhas. (2004). – Organon of Medicine 5th and 6th Editions by Samuel Hahnemann. Kolkata: Homoeopathic Publications.
4. Hahnemann S. Organon of Medicine - fifth edition. 5th ed. OR: Rough Draft Printing; 2009.
5. Dr. PARTHA MANDAL and Dr. BIMAN MANDAL, A Text Book of Homoeopathic Pharmacy, Thoroughly Revised and Enlarged 3rd Edition- 2012, New Central Book Agency, Kolkata.
6. Dr. Banerjee D.D., Augmented Textbook Of Homoeopathic Pharmacy- 2nd edition-2006, B. Jain Publishers (P) Ltd. New Delhi 110 055 (INDIA).
7. Dr Mandal P P & Dr Mandal B. A textbook of homoeopathic pharmacy. Third edition. Kolkatta new central book agency:2012 page 44,45.
8. Dr NandaL. K The fundamentals of homoeopathic material medica. First edition New Delhi: Mayur Jain Indian Books & Periodicals publishers 2007 page 203.
9. Dr. SUMIT GOEL, Art and science of Homeopathic Pharmacy- 3rd edition-2014, Indian Books & Periodicals Publishers, New Delhi -110005(India)
10. Dr Goel S. Art and science of homoeopathic pharmacy. Third edition. New Delhi: Mayur Jain Indian Books & Periodicals publishers 2016. page 69, 70, 71
11. [Internet]. [cited 2024 Mar 9]. Available from: <http://www.homeoint.org/books/boericmm/r/rad-br.htm>
12. Magnetis polus australis. [Internet]. [cited 2024 Mar 10]. Available from: <https://www.materiamedica.info/en/materia-medica/john-henry-clarke/magnetis-polus-australis>
13. Magnetis polus arcticus [Internet]. [cited 2024 Mar 10]. Available from: <https://www.materiamedica.info/en/materia-medica/cyrus-maxwell-boger/magnetis-polus-arcticus>
14. [Internet]. [cited 2024 Mar 10]. Available from: <http://www.homeoint.org/seror/nosodes/magnetispolusarcticus.htm>
15. Sol. [Internet]. [cited 2024 Mar 10]. Available from: <https://www.materiamedica.info/en/materia-medica/john-henry-clarke/sol>
16. Clarke JH. Magnetis Poli Ambo - Dictionary of Practical Materia Medica by J.H. Clarke [Internet]. 2019 [cited 2024 Mar 10]. Available from: <https://homeopathybooks.in/dictionary-of-practical-materia-medica-by-j-h-clarke/magnetis-poli-ambo/>

ALL INDIA BJAIN BOOKS QUIZ MARATHON:2024

PARTICIPANT VOICES

It is a great opportunity for the students to test their knowledge and get free rewards in the form of books written by renowned authors and published by B Jain.



Sandhya Sharma

"This initiative by B Jain publishers is so awesome and beneficial for the homoeopathic students. It helps a lot in increasing our knowledge of materia Medica. Such a wonderful quiz for the keen learners of homoeopathy."



Mahak Kumari

This quiz is a great source for testing the knowledge of budding physicians. It also helps students to prepare for PG entrance as the questions are from different subjects. It also provides a chance to students to improve their library by winning books written by various renowned authors on several clinical topics.



Padmesh Goyal

The B Jain Quiz Marathon is a fantastic initiative that promotes learning and engagement. It's a fun way to test knowledge and challenge oneself while fostering a culture of continuous learning. Such initiatives by B Jain Publishers are commendable for encouraging curiosity and intellectual growth within the homoeopathic community.



Rabiya Ansari

"B Jain is a good platform for every student. They provide knowledge with books, too. A lot of new things or questions are learned from their quiz. That's doing really a great work for all students."



Pallavi Butani

Imponderabilia As Medicine: A Journey Through the Ages

PEER REVIEWED

Prof. (Dr.) Kaushik Deb Das¹, Dr. Rayba Khatoon²,
Dr. Sanjay Sarkar³, Dr. Sumanta Kamila⁴,

¹Professor, Dept of Homoeopathic Pharmacy, The Calcutta Homoeopathic Medical College & Hospital, Kolkata, -09, WB

²BHMS (WBUHS). PG Scholar (Part-I), Department of Practice of Medicine of The Calcutta Homoeopathic Medical College & Hospital. Kolkata- 09, WB.

³BHMS(WBUHS). PG Scholar (Part- II), Department of Practice of Medicine of The Calcutta Homoeopathic Medical College & Hospital. Kolkata- 09, WB.

⁴BHMS(WBUHS). PG Scholar (Part- II), Department of Practice of Medicine of The Calcutta Homoeopathic Medical College & Hospital. Kolkata- 09, WB.

Keywords

Homoeopathy, Imponderabilia, Organon of Medicine.

Abstract

The use of Energy of Nature in therapeutic field is well known since antiquity. Ancient civilizations throughout the world had a practice of applying the energies in various forms to combat & cure sickness. Homoeopathy, recognised as the 2nd largest & popular system of the globe has a separate branch of such energy medicines under the heading of 'Imponderabilia', which had been proved & administered as per Homoeopathic principles since the last 200 years. The authors in the article have attempted to explore the use of such substances in the form of medicine from ancient medical texts to the present day. The article also focuses on its practical utility in real life situations as Homoeopathic medicines as well as the current state of affairs in its availability & manufacturing process.

Introduction

The word "Imponderabilia" refers to substances which are not weighable, indicating the substance

having no perceptible weight. This is immaterial power or energy. In other words - Medicines prepared from energy available from natural and physical reactions are termed 'imponderabilia'. Dr Hahnemann observes in, §280 footnote of Organon of Medicine, that "...even imponderable agencies, can produce most violent medicinal effects upon man". Dr. H. C. Allen describes their mode of preparations and symptoms in his 'Materia Medica of Nosodes'. Dr Elizabeth Wright mentions in her book titled 'A Brief Study Course in Homoeopathy' on imponderabilia, which include positive and negative magnetic for, example - electricity, sun-force etc. This source also finds mention in the book of Dr P. Sankaran titled - Elements of Homoeopathic Pharmacy.^[1]

Ancient Medical Use of Energies of Nature: Nearly all the Imponderabilia group drugs of Homoeopathy had been in use in the field of therapeutics in ancient civilizations - be it Indian, Chinese, Egyptian or Greek & Roman. There had been a practice of Heliotherapy (therapeutic use of sunlight) in Greek Medicine & praised by Hippocrates. Greek scientist Thales of Miletus is believed to be the 1st person to have administered magnet for therapeutic purpose around 600BC. Paracelsus the man behind the doctrine of

Signature - had used magnet successfully in a wide range of ailments from haemorrhage to epilepsy.^[2] The torpedo fish emitting electric were applied in treatment of pain & gout in those days. Galen had described in details on Electricity & Static Electricity & it's healing effects.^[3] The healing effect of Moon light finds mention in Indian medical texts of Ayurveda in details. Moonlight is believed to be effective in regulating the pitta dosha & control hypertension & various inflammatory states.^[4] Homoeopathy possess all these energies as medicines, the potentised form of which are capable to do wonders to a remarkable degree, when applied on the law of similars after thorough proving.

Excerpts from Organon of Medicine (6th Edition) on Imponderabilia^[5]

Dr Hahnemann's views on Imponderabilia is expressed in the aphorisms of the 6th edition as following:

Aphorism 286 - The Dynamic Power of mineral magnets, electricity and galvanism act as powerfully and as homoeopathically on our life principle as do actual so-called medicines that lift diseases by means of oral ingestion, through the skin or by olfaction.

Aphorism 287 - One more surely avails oneself of the curative powers of a powerful magnet. The positive actions of its north and south poles are presented in the Materia medica Pura.

Natural Sources of Imponderabilia Medicines:^[6]

Normal magnet	Magnetis poli ambo
North pole of magnet	Magnetis polus arcticus.
South pole of magnet	Magnetis polus australis
Electricity	Electricitas
Sun's ray	Sol
Moon's ray	Luna
Radium bromide	Radium
Artificial magnet	Magnetis artificialis.
X-rays	X-ray

Brief Outline On Some New Imponderabilia Medicines

Being convinced of the therapeutic powers of Imponderabilia as Homoeopathic medicines

– efforts have been made by many Homoeopaths round the globe in exploring new imponderabilia sources and using those homoeopathically as mentioned below.

1. **Tempesta:** The word 'Tempest' refers to a violent windy storm. One of Shakespeare's very popular play written around 1610 had the same title. Mary English had been credited for the proving of the drug 'Tempesta'. Rain water collected in a remedy bottle during a raging storm in England had been the source.^[7]

2. **Lightning:** Lightning struck sand 'Fulgurite' had been used to prepare one more new remedy under the heading of Imponderabilia. The word fulgurite originates from the Latin word - 'Fulgur' meaning Thunderbolt. Misha Norland & Mani Norland had conducted the proving of Lightning Fulgurite in 2013.^[8]

3. **Positronium:** The starting material was prepared from the annihilation radiation of Positronium, an atomic structure consisting of an electron & a positron. The proving of Positronium too was undertaken by Misha Norland.^[9]

4. **Mobilinum:** A Homoeopathic Imponderabilia remedy using the Mobile phone radiation had been attempted by many. One such work had been conducted under the instructions by Dr L M Khan at National institute of Homoeopathy, Salt Lake, India during 2003. Janice Micaleff has also tried to develop the same remedy by using a G3 Mobile phone mast & exposing the same to alcohol for a period of 6 weeks.

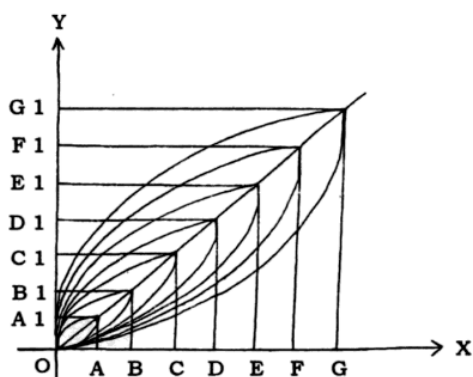
The Provers associated with imponderabilia^[10,11,12]

On searching the Homoeopathic Literature, the name of Dr B Fincke is found to be associated with many remedies of imponderabilia. Dr B Fincke had conducted the proving of X Ray in 1897 on 10 provers which work got later published in the proceedings of the International Hahnemann Association. Dr B Fincke is also known for his works on Luna. Dr Harimohan Chowdhury, renowned for popularizing Q potency in India too had prepared Luna in Q potency in the 1980s. Dr Carl W Caspari should also be given the credit for the introduction of Galvanismus & Electricitas as a Homoeopathic remedy. Dr W B Griggs had conducted proving with X Ray on 3 provers. 300

& 2000 potencies were used. A good number of symptoms of Homoeopathic drugs are obtained from clinical observation. Toxicological proving, History of Poisoning etc.

Pharmaco-dynamics of imponderabilia:^[13]

Homoeopathic medicine of imponderabilia goes to the deepest and remote centres and exerts a very strong pulling back effect on the drifted loop of symptoms. Among the homoeopathic medicines the deep acting medicines and their penetrating power is reflected in the following table:

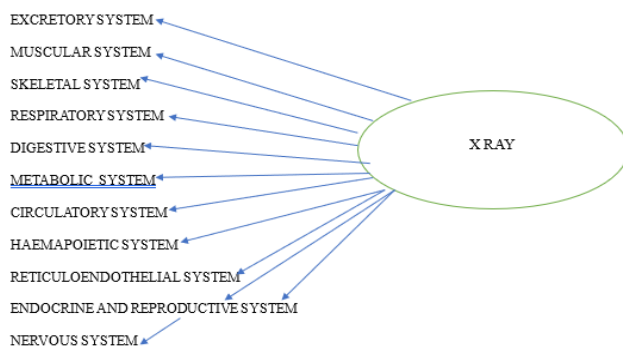
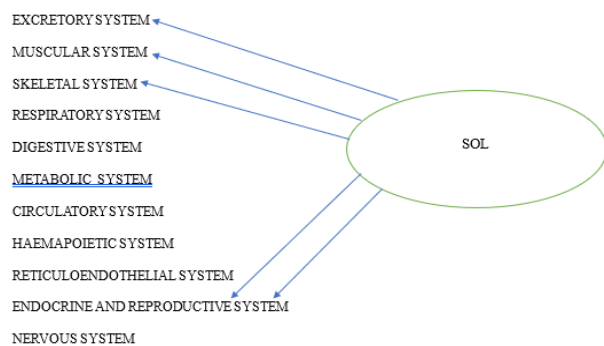
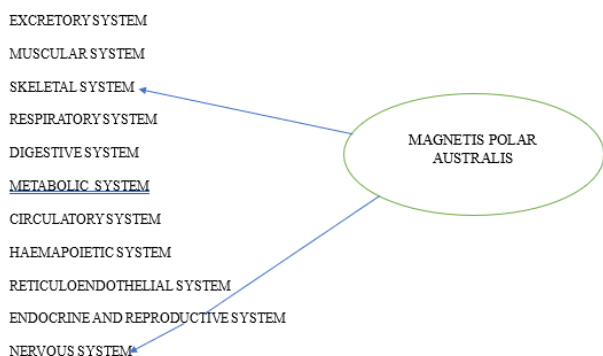


OX = The axis of homoeopathic medicine

OY= this axis bears the deep action point of the corresponding medicine which is on the X axis.

(A-Medicine of Vegetable kingdom, B - Medicines of Animal kingdom, C-Medicines of Sarcodes group, D - Medicines of Synthetic group, E-Medicines of Mineral group, F -Medicines of Nosodes, G - Medicines of Imponderabilia group.)

The depth and action pattern of any drug can be measured in Dr Saxena’s depth measuring remedy scale. The following figures represent the action of some imponderabilia drugs upon different system of our body.



Clinical Experience with Imponderabilia

Magnetis Polus Australis: Dr Clarke mentions of curing some cases of ingrowing toe nails with this remedy. MP Australis had been his favourite remedy in cases of ingrowing Toe nails & he administered it, when there were absence of any specific symptom calling for other remedies.^[12]

Mobilinum: Dr Mirza Anwar Baig, a well-known practitioner from Mumbai had success using the remedy in cases of Brain Tumour.

Clinical indications of some drugs of Imponderabilia group

Magnetis polus arcticus: Weeping mood with chilliness, vertigo with sensation as if she would fall in every direction. Constant drowsiness at the daytime. ^[14]

Magnetis poli ambo: Unable to fix attention on one subject, illusion of smell, smell of manure before the nose. Nightly emission of the semen. ^[14]

Luna (Moon rays) –Somnambulism, worm affection troublesome during full moon, goitre diminishes during waning moon, and epilepsy worse at full moon. ^[11]

Electricitas - Dread at approach to a thunder storm, cutting pain abdomen at approach of a thunder storm, sweat and anxiety during a thunder storm. ^[14]

SOL- excitement and nervousness in all her nerves, violent headache from vertex down to forehead. [14]

A recent research study [15] conducted within the quantitative research paradigm, which aims to determine the biological effect of four new musical imponderabilia remedies, viz Jazz 30 CH, Rock 30 CH, Pop 30 CH and Classical 30 CH on a plant model. The experiment was performed on five groupings of the *Calendula officinalis* plant. The measures of growth employed in this study included: the stem length, stem diameter and leaf number. This study confirmed the hypothesis that imponderabilia remedies do have an effect on *Calendula officinalis* plants.

Miasms in relation to Imponderabilia Medicines [6]

Magnetis Poli Ambo	Syphilitic miasm
Magnetis Polus Australis	Syphilitic miasm
Magnetis Polus Arcticus	Syphilitic miasm
Luna	Syphilitic miasm
Sol	Syphilitic miasm
X Ray	Mixed Miasmatic State
Electricitas	Mixed Miasmatic State

Reproducing Difficulties : Manufacturer's point of view

The data as available in the Homoeopathic literature on preparation of imponderabilia remedies are not sufficient. There is gap of knowledge & information on actual process adopted in its preparation. Back potencies so far available with old Homoeopathic pharmaceutical houses had been so far used to prepare the next required potency. With the back potencies almost exhausted further reproduction of the Imponderabilia as mentioned in Homoeopathic literature is a difficulty. Many renowned & reliable Homoeopathic manufacturers have stopped preparing the commonly used Imponderabilia medicines. Laboratories having back potencies of the original stock are continuing to supply the fraternity. Centesimal Potencies are available with most of the manufacturers as far as concerned, however there is one firm based in Kolkata, still supplying Imponderabilia in Q potency.

CONCLUSION

Imponderabilia drugs are one of the important

weapons of Homoeopathy. Apart from the medicines of Imponderabilia as mentioned in Homoeopathic literature- there has been an attempt to develop new Imponderabilia remedies in the present time. Homoeopathic enthusiasts have worked on a variety of such sources in developing the Homoeopathic medicines like - Tempesta, Lightning, Positronium, Jazz etc. The focus had been to capture the energy of nature as well as the electromagnetic energy in alcohol or sac lac. Potentisation & subsequent proving has given new insight in the area. However more & more systematic proving as well as clinical verification is required to confirm the efficacy of the remedies.

REFERENCES

- Banerjee DD. Augmented textbook of homoeopathic pharmacy: 2Nd edition. 2nd ed. New Delhi, India: B Jain; 2022.
- Stueber DD, Villanova J, Aponte I, Xiao Z, Colvin VL. Magnetic Nanoparticles in Biology and Medicine: Past, Present, and Future Trends. *Pharmaceutics*. 2021 Jun 24;13(7):943. doi: 10.3390/pharmaceutics13070943. PMID: 34202604; PMCID: PMC8309177.
- Jstor.org. [cited 2024 Mar 5]. Available from: <https://www.jstor.org/stable/44443363>
- Raypole C. Moon gazing: What it is, how to do it, and potential benefits [Internet]. Healthline. 2020 [cited 2024 Mar 5]. Available from: <https://www.healthline.com/health/mental-health/moon-gazing>
- Hahnemann S. Organon of medicine. New Delhi, India: B Jain; 2023.
- Mandal PP, Mandal B. A textbook of homoeopathic pharmacy. 3rd ed. Delhi, India: New Central Book Agency; 2012.
- The Homeopathic proving of "Tempesta" the Storm by Mary English DSH [Internet]. Blogspot.com. [cited 2024 Mar 4]. Available from: <https://homeopathicpacifist.blogspot.com/2018/07/the-homeopathic-proving-of-tempesta.html>
- October D. Proving: Lightning struck sand (fulgurite) [Internet]. Schoolofhealth.com. [cited 2024 Mar 4]. Available from: http://www.schoolofhealth.com/docs/SOH/Provings/Proving_of_Lightning_BLK_FINAL.pdf
- Provings - School of Homeopathy - Positronium (Anti Matter) [Internet]. Homeopathyschool.com. [cited 2024 Mar 4]. Available from: <https://www.homeopathyschool.com/the-school/provings/anti-matter/>
- Julian O.A, Dictionary of Homoeopathic Materia Medica, B Jain Publishers P Ltd, New Delhi
- Clarke JH. Dictionary of practical materia medica: 3-Volume set. New Delhi, India: B Jain; 2023.
- Murphy R. Homeopathic remedy guide: 1,200 homeopathic and herbal remedies. New Delhi: Indian Books & Periodicals Publishers; 2001.
- Saxena R. Imponderabilia homoeopathic direct energy medicines: Includes auto-bioenergy medicines. B Jain Publishing Group, editor. New Delhi, India: B Jain; 2023.
- Allen HC. Key notes and characteristics with comparisons of some of the leading remedies of the materia medica with nosodes. New Delhi, India: B Jain; 2002.
- Fourie PJ. A placebo-controlled in-vivo study of the effect of four musical imponderabilia on the growth of *Calendula officinalis* plants (Doctoral dissertation).

Nocturnal Enuresis and Its Homoeopathic Management- A Case Report

Dr. Mukesh Kumar Ranjan

PG Scholar, Department Of Homoeopathic Repertory, R.B.T.S. Govt. Homeopathic Medical College And Hospital Muzaffarpur, Bihar

Keywords

Homeopathy, Nocturnal Enuresis, Individualisation.

Abstract

Enuresis refers to the involuntary loss of urine during sleep that occurs at least twice a week in children older than 5 years of age (or the developmental equivalent) for at least 3 months, and it is the most common urologic complaint in pediatric patients. Homeopathic treatment for Nocturnal enuresis, the most efficient therapy provides a gentle approach in treating bed wetting, it does not treat just the disease, but is prescribed on the basis of physical, emotional and genetic make up of an individual. The homeopathic remedies will act on both the psychological and physical levels of a child and helps to relieve the symptoms of bed wetting. Homeopathic treatment reduces the frequency of the episodes and restores the bladder musculature and prevents involuntary passage of urine and it help the child to control his/her anxiety and guilt associated with bedwetting and helps them to improve socially and mentally.

Case summary: This case was treated with individualised homoeopathic medicine at the OPD of R.B.T.S. Govt. Homeopathic Medical College And Hospital Muzaffarpur, Bihar. A 4 years old female child suffering from bedwetting for since childhood. Homoeopathic medicine *sepia wqas* given to the patient on the basis of individualistic approach. The patient improved in her presenting complaint. This case report

suggests that a correctly chosen homoeopathic medicines can be beneficial in the treatment of nocturnal enuresis

Abbreviations

OPD outpatient department; NE- Nocturnal Enuresis

Introduction

Enuresis is a cause of social, psychological, and emotional distress and carries a significant clinical burden [2]. NE is a widespread and distressing condition that can have a deep impact on the child/young person's behavior and on their emotional and social life. It is also particularly stressful for the parents or guardians. Bedwetting affects normal daily routines and social activities such as sleep hours or school trips. It also generates much more serious feelings and behaviors, such as a sense of helplessness and lack of hope and optimism, feelings of being different from others, feelings of guilt and shame, humiliation, victimization and loss of self-esteem [3]. Enuresis is defined as normal, nearly complete evacuation of the bladder at a wrong place and time at least twice a month after 5 yr. of age. Bed is usually soaking wet in enuresis, compared to incontinence in which there is loss of urine without normal emptying of the bladder [4]. Nocturnal enuresis (NE), which is defined as involuntary voiding during sleep, at least once a month, when child have been symptomatic for a minimum of three months [5]. By 5 yr. of age, 90–95% of children are nearly completely continent during the day, and 80–85% are continent at night. Enuresis is called primary when child has

never been dry and secondary when bed wetting starts after a minimum period of six months of dryness at night. It is termed monosymptomatic, if it is not accompanied by any lower urinary tract symptoms and nocturnal if it occurs only during sleep. This leads to nights of disturbed sleep affecting quality of life, thus causing mood disturbance, daytime sleepiness, fatigue, and reduced work productivity [6, 7]. The association of NE with sleep pattern is still debatable; some researchers associate enuresis with “deep sleep” related to a high arousal threshold [8] whereas others correlate it with disturbed or “light sleep” with reduced feeling to wake up for voiding [9]. Nocturnal enuresis results in chronic stress. It impacts emotional state, self-esteem, and social development of child. The fear of being detected by peers at school can cause stress. Children may feel unable to participate in activities and may feel that they are missing out on important aspects of their life [10, 11]. Children with PNE have lower

self-esteem scores than those with secondary NE. Importantly, after treatment for nocturnal enuresis, children who become completely dry have higher self-esteem than those with persisting nocturnal enuresis.

Epidemiology

The worldwide prevalence of enuresis among children aged 6–12 years is 1.4%–28% [13] approximately 60% of children with nocturnal enuresis are males. Family history is positive in 50% of cases. If one parent was enuretic, each child has 44% risk of enuresis; if both parents were enuretic, each child has 77% likelihood of enuresis. Prevalence is highest in children aged 5–8 years (and 6–8 years), lowest in children aged 11–12 years (8–10 years) [16, 17]. Nocturnal enuresis without overt daytime voiding symptoms affects up to 20% of children at the age of 5 yr.; it ceases spontaneously in approximately 15% of involved children every year thereafter.

Types Of Nocturnal Enuresis

Primary Enuresis	Secondary Enuresis
When the symptoms has always existed and the child has not been dried for a period longer than 6 months which means a child has never had bladder control at night and has always wet the bed. This type is more common among children.	When there has been a symptom free interval of 6 months or years and then begins to wet the bed.

Pathophysiology

The main pathophysiological mechanisms involved are nocturnal polyuria, bladder dysfunction, and high arousal thresholds. Nocturnal polyuria may be associated with vasopressin deficiency or alterations in its circadian release. Bladder dysfunction is more common in patients who also have daytime incontinence, and it can manifest as diminished functional bladder capacities or abnormal urodynamics, as in nocturnal detrusor hyperactivity, which could be associated with constipation, probably through bladder distortion from a full rectum. High arousal thresholds are now seen as either a contributing factor or a consequence of enuresis, given that disturbed sleep from an obstructed airway or a contracting bladder can lead to this difficult arousal. Furthermore, the maturational delay hypothesis also merits consideration, and it has support from the finding of a higher prevalence of motor clumsiness, perceptual dysfunction, and

speech disturbances in children with enuresis.

Causes Of Nocturnal Enuresis

The exact cause of bedwetting is still not completely understood. It can be a result of physical and psychological cause. Some of the possible causes are discussed below: –

- Genetic Cause:** Children with this problem often have a parent who had the same problem at about the same age.
- Bladder Problem:** This can cause nocturnal as well as diurnal enuresis. Too many muscles spasm can prevent the bladder from holding a normal amount of pee.
- Hormonal Problem:** In person whose body does not make sufficient amount of Anti Diuretic Hormone, likely to suffer from enuresis.
- Stress:** This is one of the commonest causes

for secondary enuresis. Children suffer from stress when moving to new place, school, home, experiencing a parental fight or divorce or when they lose any of the parent, or any loved ones etc. These all can have a long-lasting effect on children's psychological aspect. Treating the cause of stress can stop the bedwetting.

Staging

The Diagnostic and Statistical Manual of Mental Disorders 5 criteria for diagnosis of enuresis are as follows.

- Recurrent episodes of enuresis, whether intentional or involuntary
- The behavior occurs at least twice a week for a minimum of 3 consecutive months
- The enuresis is associated with significant social distress and poor functioning in school
- The behavior occurs in a child who is at least 5 years
- Behavior is not attributed to any medical condition or medication

Complications

Enuresis has been found to negatively impact the child's and family's quality of life, lead to low self-esteem, mood problems, and high levels of stress. The condition also impairs the patient's ability to socialize with peers normally. Additionally, evidence that effective treatment of enuresis leads to improvement in the quality of life of patients.

Prognosis

- Enuresis tends to self-resolve spontaneously, with 15% of affected individuals becoming continent per year.
- However, the condition is associated with enormous morbidity. The children are susceptible to emotional and physical abuse. The child often has low self-esteem and has poor academic performance.
- Of all the treatments, alarm therapy and treatment with imipramine and desmopressin have the highest success. However, the response is slow and as many as 20% will

continue to have enuresis as adults.

General Preventive Measures To Be Followed

1. **Diet Management:** Children should refrain from taking a liquid diet like juice, milk etc. and also much salty and spicy food items in the evening as these things tends to increase the urine output. These things should be given in the daytime.
2. **Sleep:** Child should not be set to bed immediately after eating. Before going to bed, the child should be taken to the bathroom for urination.
3. **Imagine Yourself Dry:** The technique called positive imagery in which you think about waking up dry before you go to sleep, can help some people stop bedwetting.
4. **Use Of Bedwetting Alarm:** Alarm can be used to elicit a conditioned response of awakening to the sensation of a full bladder. These alarms buzz or vibrate when a child's underwear gets wet. This therapy requires active participation of parents too. They should make sure that the child fully wakes up and goes to the bathroom when the alarm goes off.
5. **Say No To Punishment:** The parent should try to understand that it is not the fault of the child and they should avoid any yelling and punishment on them. This will not only embarrass the child as well as lower self-confidence.
6. **Parents Support And Encouragement:** Parents should encourage children to go to the bathroom regularly during the day, every two to three hours. They should also reward the child for waking up dry. This will boost the confidence of child and also make them work better for the same.

Homoeopathic Management

- **Causticum:** Chilly patient. Enuresis during the first sleep at night. Enuresis from slightest excitement. Particularly in Children during first sleep worse in winter and ceases or Becomes more moderate in summer with great debility.
- **Dulcamara:** Enuresis after some disease of

the bladder. Worse from cold or damp. Child desires different things but rejects receiving them. Copious turbid foul-smelling urine.

- Sabal serrulata: Due to paralysis of sphincter, constant desire to pass urine at night.
- Kreosotum: chilly patient. Irritable, peevish, dissatisfied. Enuresis with a dream of urination in a decent manner, wets bed at night. Enuresis during the first part of sleep, from which it is difficult to arouse the child. Sudden urge to urinate [28].
- Sulphur: Wetting bed at night copious discharge of children who suffer from chronic cutaneous eruption. Desires sugar.
- Calcarea carbonica: Complaints of children who are fat, fair and flabby. Much emission of urination at night. Sour vomiting of children during dentition with tendency to eat indigestible things such as chalk, pencil etc.
- Medorrhinum: In children where there is a psychotic history of Nocturnal Enuresis. Weak memory, fear in the dark as if someone is behind him/her.
- Sepia officinalis: Chilly patient. Involuntary urination during first sleep. Bed is wet as soon as the child goes to sleep, very offensive urine. Child is dull, depressed, moody, indolent with greasy skin. Disinterested in work, worse from change of weather.
- Equisetum hyemale: Enuresis Day and night, it acts well when it remains a mere force of habit, after removal of primary cause, dreams of seeing a crowd of people. Profuse urine. Incontinence of urine in children with dreams or nightmares.
- Natrum muriaticum: Craving for salt. Aversion for bread and fats. Urine pass involuntarily when walking and coughing, has to wait a long time for it to pass if others are present.
- Rhus Toxicodendron: chilly patient. Bed wetting in children of older age group. Nocturnal enuresis in boys.

Case report

A 4-years-old Hindu girl child came in paedia

department of R.B.T.S. Govt. Homoeopathic Medical College and Hospital, Muzaffarpur, Bihar with their parent, on 10th July 2023 with chief complaints of –

- Bed wetting at night since childhood.
- Bed wetting 3-4 times every night.
- Difficult to raise the baby at night in sleep..
- Habit of nail biting.
- Whatever he studies, she used to forget the next day.
- As per parent, the child is very irritable and gets angry at contradiction.
- Fight with another child, got irritated easily.

Personal history

- Outlook: healthy, fair complexion.
- Habits and hobbies: playing with children.
- Dietetic: irregular, very hard to feed them.
- Socio-economic condition: middle class
- Desire: spicy and salty++food.
- Aversion: nothing particular.
- Occupation: student.

Physical Examination

- Height: 80 CM.
- Tongue: clean and moist.
- Appearance: healthy and fair
- Anemia: not anemic.
- Edema: not present
- BP: 126/94 mmhg
- Pulse:76 bpm.
- Temperature: 98.6 F
- Perspiration: odorless.
- Cyanosis: Not present
- Clubbing: Not present

Physical generals

Case Report

- Appetite: irregular.
- Thirst: normal
- Sleep: normal
- Dreams NP
- Desire: spicy food
- Aversion: NP
- Intolerance: NP
- Urine: clear, normal.
- Sweat: N/S.
- Tongue: moist and clean.
- Thermal: chilly.

- Habit of nail biting.
- Memory weakness.
- Fight with other children, irritability.

SLEEP

- Sound sleep.
- Very hard to wake her in sleep for maturation.
- Bed wetting.

Past history: nothing specific

Family history: Father: nothing specific

Mother: Not specific.

Provisional diagnosis

Nocturnal enuresis; ICD 11- 6c00.0

Justification of diagnosis

Symptomatic.

Mental Generals

- Anger on contradiction when not listening to her anyone.
- Patient is very irritable as per parent.

Analysis and evaluation of symptom with miasmatic analysis

S.no.	Symptom	Analysis	Evaluation	Miasmatic Analysis
1.	Memory weakness	Mental general	++	psora
2.	irritability	Mental general	++	psora
3.	Bite finger nails	Mental general	++	psora
4.	Anger on contradiction	Mental general	++	psora
5.	Strike head on wall when she got anger.	Physical general	+	psora
6.	Bed wetting	Particular general	+++	psora
7.	Desire salty thing.	Physical general	+++	Psora

Repertory used: Radar 10.5 (Schroyens F., synthesis 9.0)

The screenshot displays the Synthesis software interface. The top toolbar includes icons for Repertories, References, Patients, Remedies, Families, Search area, Search, Go back, Go forward, History, Analysis, Maps, Clifcol, Zoom in, Zoom out, Print, Screenshot, General help, and News. The main window shows a search for 'Synthesis Treasure Edition 2009V (SCHROYENS F.)' with a search area and a search remedy field. Below this, a grid of symptoms is visible, with a list of 7 symptoms selected in the left pane. The grid shows the following data for the selected symptoms:

Symptom	1	2	3	4	5	6	7	8	9	10	11	12	13	14	15	16	17	18	19	20	21	22	23	24	25	26		
1. MIND - MEMORY - weakness of memory (405)	3	1	3	3	3	2	2	2	2	2	2	2	2	1	2	1	2	3	3	3	2	3	2	3	2	3	2	
2. MIND - IRRITABILITY - children, towards (22)	3	1												1	1													
3. MIND - BITING - nails (75)	1	1	3	3	1	2	2	1	2	1	1	1	1	1	1	2	1	1	2	2	1	1	2				1	
4. MIND - ANGER - contradiction; from (80)	3	3	2	1	1	2	1	3	1	1	1	1	1	2	1	1							3	2	2			
5. BLADDER - URINATION - involuntary - night (159)	3	1	1	2	3	3	3	1	2	2	1	2	2	1	1	3	3	2	3	2	3	3	1	2	1	2		
6. HEAD - STRIKING - wall; strikes head against the (3)	1																											
7. GENERALS - FOOD AND DRINKS - salt - desire (161)	1	1			2	2	1	1	1		2	2	1	1	1	1	1	1	3	3		3	2	3		2	1	2

Prescription

After case taking, repertorisation and book references, first prescription was *Sepia* 200/2 dose/OD morning empty stomach prescribed on date 20/12/2023.

Management

Provide emotional support by the family.

Selection of Remedy with Justification

Here SEPIA is selected because it possesses the highest mark and also matches with the maximum number of rubrics. So, our final selection is done with the help of *Materia Medica*. So, I chose it. It also covers most of the generals as well as particular symptoms of the patient.

Selection of Potency with Justification

It was based on the susceptibility of the patient. Higher the susceptibility higher the potency was selected.

Follow Up Date	Indication For Prescription	Medicine With Dose
2/01/2024	FREQUENCY OF MITURATION DECREASES FROM 4 TO 2 PER NIGHT.	PLCACEBO 200 1 dr. 4 globules BD
4/02/2024	Frequency decreases but bedwetting on each alternate day or interval of 2to 3 days	Sepia 200/2 dose

CONCLUSION

Here from this case I concluded that in case of nocturnal enuresis if selected the homoeopathic medicine on the basis of individualisation of the symptoms treated easily without any harm in easily simple and comprehensible way.

REFERENCES

1. Davidson, Stanley. *Davidson’s essentials of medicine*. Elsevier Health Sciences, 2009.
2. Roberts, Herbert A. *The Principles and Art of Cure by Homoeopathy: A Modern Textbook*. B. Jain Publishers, 2002.
3. Allen, Henry C. *Keynotes and Characteristics*. Boericke & Tafel, 1899.
4. Boericke, William. *New manual of homoeopathic materia medica and repertory*. B. Jain Publishers, 2002.
5. Radar

The Practical Handbook of
Veterinary Homeopathy
Nurturing Animals with Natural Care
Dr. Surjit Singh Makkar

ISBN 9788131950975

BJAIN

Nurturing Animals with Natural Care

Key Features

- Treatment guide to more than 400 diseases in animals.
- Medicine differentiated along with suggested potency and dosage.
 - Essence of Practical experience of long 40 years of the author.
- Treatment as well as prevention of diseases in animals and live-stocks discussed in detail.
- Each ailment described with respect to causation and its clinical presentation.
- Highlights the 12 tissue remedies, advanced homoeopathic materia medica, nosodes, oral vaccines, sarcodes, biochemical formulations and quick prescription.

Role of Homoeopathy in the treatment of Tinea Corporis- A Case Study

Dr. Varsha Manchanda¹, Dr. Shubhangi Tiwari²

¹PGTs, Department of Organon of Medicine and Homoeopathic Philosophy, Government Homoeopathic Medical College, Bhopal

²PGTs, Department of Organon of Medicine and Homoeopathic Philosophy, Government Homoeopathic Medical College, Bhopal

Keywords

Tinea Corporis, Homoeopathy, Individualisation, Dermatology

Abstract

Dermatological diseases are often managed with conventional treatment using steroidal application and anti-fungal which often requires continuous use of these and once you stop using them, the disease reappears again. With Increasing use of available anti-fungal and steroidal applications, people become resistant to these, and they become prone to develop other adverse diseases because of suppression offered. Homoeopathy, on the other hand offers safe and significant results by producing cure through holistic approach rather than suppressing the symptoms. One common obstacle that comes up is when patients come to Homoeopaths for treatment of these cases then the true picture of disease cannot be deciphered because of the suppression that has happened. Hence, proper case taking, with special consideration about the history of disease is taken for the selection of medicine based on strict homoeopathic principles. Improper Diet and regimen often become the obstacles to cure and hence proper dietary and hygienic measures are advised to the patient.

Introduction

Dermatophytes commonly known as ringworm is

one of the most common dermatological diseases of modern day. Its incidence has increased in India over the past decade, with prevalence ranging between 6.9% and 61.5%.⁽¹⁾ They are widespread in developing countries, especially in tropical and subtropical countries such as India, where the environmental temperature and relative humidity are high.⁽²⁾ Dermatophytosis (Tinea infection) is a superficial fungal infection caused by dermatophytes. Tinea corporis is a fungal infection of the trunk and extremities caused by trichophyton rubrum. Tinea is characterised by scaly eruptions with well-defined edge and central clearing.⁽³⁾ They get worse during the summer and the rainy season and tend to get better spontaneously during winter. Transmission of the infection takes place either through direct contact with organisms from humans, animals, or soil or indirectly through fomites such as hairbrushes and hats.⁽⁴⁾ Dermatological diseases are often managed with conventional treatment using steroidal application and anti-fungal which often requires continuous use of these and once you stop using them, the disease reappears again. With Increasing use of available antifungal and steroid applications, people become resistant to these, and they become prone to develop other adverse diseases because of suppression offered. Homoeopathy, on the other hand offers safe and significant results by producing cure through holistic approach rather than suppressing the symptoms.

Clinical Presentation

Tinea Corporis has various types of presentations. At the beginning, the lesion is erythematous and then it gets converted into scaly plaques, which enlarged or get worsened, then there is central resolution, and it takes an annular shape because of inflammation, crust, scaling, vesicles, papules, or bullae can get developed, mostly in the border. Rarely, Tinea Corporis can have purpuric macular presentation which is known as Tinea Corporis Purpurica.⁽⁵⁾

Diagnosis

The diagnosis of Tinea Corporis is clinical, especially if the lesion is typical. At times, the diagnosis can be difficult due to the prior use of medication, such as calcineurin inhibitors or corticosteroids. Dermoscopy is a useful and non-invasive diagnostic tool. Reflectance confocal microscopy is another useful diagnostic tool.⁽⁶⁾ Microscopic examination using KOH is also frequently used to diagnose it because it is a simple, inexpensive, quick, and sensitive test.

A Case of Tinea Corporis

Patient's Profile

A woman aged 45 years, Homemaker, of moderate built, tall, and robust attended the OPD of GHMC, Bhopal with a complaint of itching eruptions all over the body.

Presenting Complaints

The patient complains of itching eruptions over folds of skin, specifically below the breasts and axillary region for two years.

History of presenting complaints

The patient was well before two years after which she started developing eruptions all over the body. The eruptions are erythematous, with well-defined margins. The itching is worse at night, and it leads to scratching accompanied with burning. The patient remains anxious about her complaints.

Past History

Asthma (diagnosed back in 2021), Taken allopathic mode of treatment for the same, hypothyroidism (diagnosed back in 2015)

Personal History

All the developmental landmarks were achieved on time. The patient is married and has two children. Patient has stressful domestic and sexual relations.

Family History

Mother is asthmatic and has hypothyroidism.

Physical Generals

Appetite- 2-3 meals/day, adequate

Thirst- 2-3 litres/ day, adequate

Tongue- Clean

Desire- Nothing Specific

Aversion- Nothing Specific

Urine- Pale yellow, non- offensive

Stool- Unsatisfactory

Perspiration- Profuse, non- offensive, non-staining

Sleep- Sound

Dreams- Frightful

Thermals- Towards chilly

General Examination

Blood Pressure- 130/80 mm Hg, Pulse- 74 beats/min, Respiratory rate- 14 /min, Temperature- Afebrile

Cyanosis, pallor, oedema, icterus, palpable lymph nodes were not present.

Systemic Examination

Cardiovascular System Examination- S1, S2 heard.

Respiratory System Examination- Trachea centrally placed, bilateral chest fields clear.

Abdominal Examination- Abdomen is soft and palpable, no evidence of striae, no surgical marks and no skin tags, no abdominal distension, the umbilicus is centrally placed.

Central Nervous System Examination- Conscious and oriented

Skin- Inspection- erythematous eruption present underneath the breast, and in axillary region with well-defined margins. Palpation- no palpable

Case Report

lymph nodes

Mental Generals

The patient is introverted in nature and answers only when questioned and in brief only. On asking about her personal life and the stress in her life, she initially said there is no matter with her. On questioning further, she opened up and stated that she constantly feels that her family does not understand her, and she is like a stranger to them. She feels unloved and unsupported. Patient weeps when alone and dwells over past bad experiences. The patient is intellectual and sensitive in nature otherwise.

Totality of symptoms

Annular eruptions beneath the breast and under arms

Itching eruptions

Eruptions worse from warmth of bed

Tendency to take cold.

Weeping when alone

Repertorial Totality

Symptoms : 8 Remedies : 169 Filters : Normal

Remedy	Nat-m	Sep	Sulph	Calc	Nit-ac	Phos	Lyc	Graph	Con	Hep	Alum
Totality	19	15	11	10	10	9	9	9	8	8	8
Symptoms Covered	8	6	5	5	5	6	5	4	5	5	4
Kingdom											
[Kent] [Skin]ERUPTIONS:Herpetic:Circinate: (23)	3	3	1	2		1		2		1	
[Kent] [Skin]ERUPTIONS:Itching: (109)	3	3	3	2	3	2	2	3	1	2	2
[Kent] [Skin]ITCHING:Warm:In bed,on becoming: (55)	2	2	3	2		2	2	2			2
[Kent] [Generalities]COLD :Tendency to take: (93)	3	3	2	2	3	2	3	2	2	3	3
[Kent] [Mind]WEEPING, TEARFUL MOOD, ETC.:Alone, when: (2)	2								2		
[Kent] [Mind]RESERVED: (47)	1			2	1	1	1				1
[Kent] [Mind]DWELLS ON PAST DISAGREEABLE OCCURRENCES:...	3	2	2		1		1		2	1	
[Kent] [Mind]ESTRANGED:Family, from her: (11)	2	2			2	1			1	1	

Reserved

Dwelling on past bad events

Feels estranged from her family.

Differential Diagnosis

Discoid Eczema, psoriasis, pityriasis rosea

Analysis of the case

All the symptoms were classified and analysed, and each symptom was evaluated after a proper case taking. In mentals, the core feeling of the patient (i.e., feels estranged from her family) was found to be the characteristic symptom. Dwelling on past bad events was also a prominent symptom found. The presenting complaint of the patient was annular eruptions beneath the breast and axillary region with itching that aggravates with warmth of bed. The final selection of the medicine was done on the basis of mind and disposition of the patient along with the chief complaints of the patient.





Miasmatic Diagnosis- Predominantly psorocytotic

Repertorial Result

Nat -m	Sep	Sulph	Calc	Nit-ac	Phos	Lyc	Graph	Con	Hep
19/8	15/6	11/5	10/5	10/5	9/6	9/5	9/4	8/5	8/5

Prescription

After detailed case taking in accordance with homoeopathic principles and proper analysis and evaluation of the case, Zomeo Elite homoeopathic software was used for the repertorisation. The medicine which covered the majority of symptoms along with special emphasis on the mind and disposition of the patient was **Natrum Muriaticum 200/ OD/ Two days.**

Before Treatment	After Treatment
	
	

Assessment by Modified Naranjo Criteria Score

Item	Yes	No	Not sure/ NA
Was there an improvement in the main symptom or condition for which the homoeopathic medicine was prescribed?	+2		
Did the clinical improvement occur within a plausible time frame relative to the drug intake?	+1		
Was there an initial aggravation of symptom?		0	
Did the effect encompass more than the main symptom or condition, that is, were other symptoms improved or changed?	+1		
Did overall well-being improve?	+1		
Direction of cure: Did some symptoms improve in the opposite order of the development of symptoms of the disease?		0	
Direction of cure: Did at least two of the following aspects apply to the order of improvement of symptoms. From organs of more importance to those of less importance. From deeper to more superficial aspects of the individual. From the top downwards.	+2		
Did old symptoms (defined as non-seasonal and non-cyclical that were previously thought to have resolved) reappear temporarily during the course of improvement?	+1		
Are there alternate causes (other than medicine) that with a high probability – could have caused the improvement? (Consider known course of disease, other forms of treatment and other clinically relevant intervention)	-3		
Was the health improvement confirmed by any objective evidence? (Laboratory test, clinical observation, etc)	+2		
Did repeat dosing, if conducted, create similar clinical improvement?	+1		
Total	8		

The assessment was done using Modified Naranjo Criteria which indicated causal attribution of improvement to the homoeopathic medicine and the total score was eight.

Follow up and Outcome-

Date	Indication for prescription	Medicine with dose and repetition
7/11/2023	Erythematous eruptions reduced in size, itching reduced, generals improved	Placebo /BD/10 days
18/11/2023	Eruptions reduced further, itching reduced	Placebo/BD/10 days
30/11/2023	Itching reappears, eruptions reappear	Natrum Mur 200/ OD/ 2days
11/11/2023	Eruptions reduced, itching reduced, an episode of asthmatic attack seen, generals better,	Placebo/BD/10 days
22/12/2023	Generals condition is much better, patient feels better physically and mentally	Placebo/BD/10 days
2/01/2024	No new complaints, patient feels better physically and mentally	Placebo/BD/15 days

Discussion

Homoeopathic lays its foundation on the principle of Individualisation. Skin diseases are often overlooked because of improper probation into the cause and pathology of the clinical presentation. Conventional treatment therefore proves insufficient for the cure of these types of diseases because they suppress the presenting complaints. The disease remains as it was inside the organism or grows even worse due to suppression by the methods adopted. The approach that homoeopathy follows in these types of diseases is invariable like other diseases treated, i.e., based on the totality of symptoms with special emphasis on mind and disposition of the patient. Here, this case of Tinea Corporis presents the fact that along with the totality of symptoms, the mental generals should be emphasised for the final selection of the medicine.

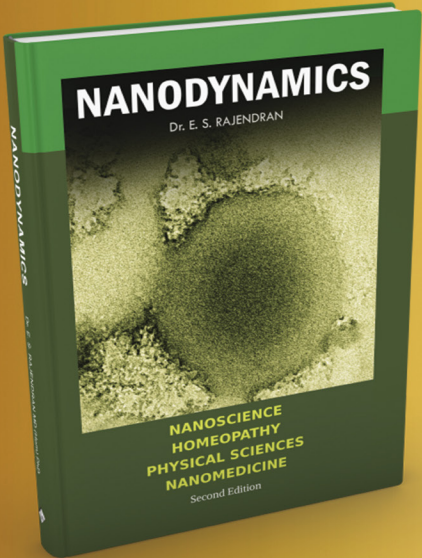
CONCLUSION

Tinea Corporis, unlike other skin diseases, is often overlooked for their causation and progression and hence suppressed with conventional mode of treatment. One common obstacle that comes up is when patients come to Homoeopaths for

treatment of these cases then the true picture of disease cannot be deciphered because of the suppression that has happened. Hence, proper case taking, with special consideration about the history of disease is taken for the selection of medicine based on strict homoeopathic principles. Improper Diet and regimen often become the obstacles to cure and hence proper dietary and hygienic measures are advised to the patient.

REFERENCES

1. Garg, Khushboo & Bansal, Divya & Mittal, Aayush. (2023). Tinea capitis treated with homoeopathic medicine Pulsatilla nigricans: A Case Report. *Indian Journal of Research in Homoeopathy*. 17. 241-248. 10.53945/2320-7094.1833.
2. Sahoo AK, Mahajan R. Management of tinea corporis, tinea cruris, and tinea pedis: A comprehensive review. *Indian Dermatol Online J* 2016; 7:77-86
3. Yee G, Al Aboud AM. Tinea Corporis. [Updated 2023 Aug 8]. In: StatPearls [Internet]. Treasure Island (FL): StatPearls Publishing; 2024 Jan-. Available from: <https://www.ncbi.nlm.nih.gov/books/NBK544360/>
4. Khanna N. *Illustrated Synopsis of Dermatology and Sexually Transmitted Diseases*. 1sted. Delhi: Pawaninder P Vij; 2007. p. 218-20.
5. Gupta S, Jain P. Role of homoeopathic medicine in tinea corporis- A case study. *International Journal of Homoeopathic Sciences*.
6. Leung AK, Lam JM, Leong KF, Hon KL. Tinea corporis: an updated review. *Drugs Context*. 2020 Jul 20; 9:2020-5-6. doi: 10.7573/dic.2020-5-6. PMID: 32742295; PMCID: PMC7375854.



BJAIN

NANODYNAMICS

- Extensive research by Dr Rajendran makes this book a worth while read for practitioners of Homoeopathy who are keen to know and establish the scientific validity of this science.
- A compendium of research findings which question the basic principles upon which the current conventional biomolecular medicine stands and opens a way to the future medicine
- The book is a gateway to a deeper and personalized nanomedicine which offers radical cure to diseases at the genetic level
- A foundation to revolutionize the science of medicine for humankind, flora and fauna. this book integrates the personalized nanomedicine of homeopathy into the gene regulatory mechanisms in biological systems

ISBN 9788131923818

A Case Report Of Migraine Treated With Homoeopathy

Dr. Prastuti Jaiswal ¹, Dr. Saumya sharma²

¹Assistant Professor, Department of Homoeopathic Materia Medica, Dr. MPK Homoeopathic Medical college, hospital and Research Centre, A Constituent of homoeopathy university, Jaipur (Rajasthan)

²(PGR), Department of Homoeopathic Materia Medica, Dr. MPK Homoeopathic Medical college, hospital and Research Centre, A Constituent of homoeopathy university, Jaipur (Rajasthan)

Keywords

Homoeopathy, headache, migraine, *Cyclamen europaeum*, MIDAS

Abstract

Introduction -A migraine is a primary headache disorder characterized by recurrent headaches that are moderate to severe. typically, episodes affect one side of the head, are pulsating in nature. Homoeopathy on the contrary has a significant role in treatment of migraine on the basis of totality of symptoms. Migraine disability assessment (MIDAS) questionnaire was put together to help you measure the impact your headaches in your life.

Method – A detailed case taking was done and migraine was diagnosed on the basis clinical history. Homoeopathic similimum was given on the basis of totality of symptoms

Result – The patient recovered remarkably with homoeopathic medicine

Conclusion – Homoeopathy has treated migraine in a relatively less time where conservative treatment fail to give positive results.

Introduction

Migraine is most distressing and can have a significant effect on a person's quality of life. It's

not a life threatening condition but the patient feel depressed and definitely affects the way of living of the patient. A migraine is a headache that can cause severe throbbing pain or a pulsating sensation, usually on one side of the head. Associated symptoms may include nausea, vomiting, sensitivity to light, sound and smell.¹ The pain is generally made worse by physical activity.¹

Case Report

Patient Information

A 23 years old female reported in the out-patient department of Girendra pal Homoeopathic hospital and research centre , Jaipur , Rajasthan on 16 july 2021, with a complaint of pain in left temporal , forehead, right temporal, occipital radiating down to sacrum with bursting and hammering sensation and complaints aggravate from sunrise to sunset, light, sound, open air and when menses not appear and ameliorate from cold water, put ice on head , green tea, in room with associate complaint of burning in both eyes and watery discharge from the eyes. She also suffered from hairfall

Patient was apparently well 1 year back and gradually she experienced pain and hairfall

Patient suffered from ovarian cyst 3 years back and she taken homoeopathic medicine for that

Mother also suffered from migraine

Physical generals

The patient had a thermal reaction cannot tolerate too hot or too chill. Her appetite was adequate and craving for piquant(tikha) and sour (lemonade). She was thirsty with dryness of throat, drinks water sip by sip. She perspired profuse on face, chest, abdomen. Her sleep was disturbed (fear of

snake) and Dreams she wandered here and there

Mental generals

Patient imagines snake everywhere since 1 year and fear of snake. Her anger increased (when work doesn't occur according to her mood). She had suppressed anger and consolation aggravate. She weeps alone and desire to be alone. Her hobbies reading, writing, music

Analysis and Evaluation of symptoms

Symptoms	Analysis	Intensity	Miasmatic analysis
Patient imagines snakes everywhere	Mental generals	+++	Psora, sycosis
Fear of snake	Mental generals	++	Psora,
Company aversion to	Mental generals	+	Syphilitic
Weeps alone when	Mental generals	+	Psora, latent psora
Anger consoled when	Mental generals	+	Psora
Craving for piquant (tikha) and sour (lemonade)	Physical generals	++	Psora
Thirsty	Physical generals	++	Psora
Sleep disturbed	Physical generals	+	Psora
Pain in left temple	Particulars	+++	Psora, latent psora
Pain agg. light, sound	Particulars	++	Psora
Pain agg. from open	Particulars	+	Psora , sycotic
Pain ame. Cold water and put ice on head	Particulars	++	Syphilitic
Hairfall	Particular	+	Psora, latent psora and syphilis

In this case, as per miasmatic analysis, psora is the dominant miasm.²

Totality of symptoms

Imagines snakes everywhere

Weeping alone

Desire to be alone

Thirsty (dryness of throat)

Sleep disturbed due to fear of snake

Desire for lemonade Pain in left temple

Pain agg from light,sound and open

Pain ame. From cold water and put ice on head

Burning in eyes and watery discharge from eyes

Prescription with justification

'Cyclamen europaeum 30 /1dose and

Rubrum30/TDS 2 glbs for 7 days was prescribed on 16.07.2021 on the basis of totality and due consultaion of materia medica and MIDAS grade was IV (severe disability) on this date

Points on which Cyclamen was prescribed

One sided headache³

Better in the room³

Weeping desire to be alone³

Desire for lemonade³⁴⁶

Bathing that part⁴

Pain in left temple⁴

Prolonged migraine⁴

Desire solitude⁵⁷

Pain in temples and forehead ⁷

Dryness in the throat ⁷

Justification of potency and repetition

Potency – 30 and 1 dose (according to Hahnemannian guideline sta-ted in aphorism 246 in fifth edition of organon of medicine)⁸

Date	Symptoms	Prescription with justification
23.07.2021	Relief in pain	Rubrum 30/TDS for 7 days
30.07.2021	Decrease in interval of headache Heaviness in stomach since two days Burning after eating especially at night	Sac lac 1M/ 1 dose Rubrum 30/ TDS for 7 days
06.08.2021	Decrease in intensity and duration of headache Pain increase since yesterday after hairwash	Sac lac 1M/od Rubrum 30/TDS Nihilium 30/ sos for 14 days
20.08.2021	Burning in both eyes decrease Pain again occur since 4 days Sleep improved Fear of snakes decreased Imagines snake everywhere improve	Cyclamen 200/1 dose Phytum 30/TDS for 30 days
23.02.2022	Pain in left temple since 4 days after mental strain Burning and watery discharge from the eyes since 4 days Hammering sensation Imagine snakes everywhere improve Fear of snakes no more	Rubrum 30/ tds /3 days
26.02.2022	Pain relief 90% Slight relief in burning and watery discharge from the eyes	Rubrum 30/tds for 14 days
11.03.2022	Burning and watery discharge from the eyes 50% relief Pain in left temporal region relief	Nihilium 1M/od Rubrum 30/tds for 14 days
1.04.2022	Left temporal pain relief (85%) Relief in burning and watery discharge Hairfall on and off improve Imagine snakes everywhere not occur Fear of snakes no more	Phytum 200/od Rubrum 30/tds for 14 days

DISCUSSION AND CONCLUSION

Homoeopathy is a system of medicine which embraces a holistic approach in the treatment of sick. In homoeopathy detailed case taking is done

to elucidate the medicine of the patient on the basis of totality of symptoms.

After totality of symptoms *Cyclamen* was prescribed on 16.07.2021 MIDAS Grade was IV

(severe disability) initially there was a improvement in intensity and duration of pain but after sometime pain again occur so the potency was increased and after that patient discontinue her treatment due to covid 3rd wave and again consult on 23.02.2022 and continue her treatment.

On 1.04.2022 again analyse through MIDAS and grade was III (Moderate severity)

The prescribed medicine not only improved the symptomatology but also improved other general symptom of the patient

Homoeopathy is a system of medicine which treat the patient as a whole not the disease through the selection of similimum.

Financial support and sponsorship

Nil

Conflicts of interest

Before treatment

Name - Tithi Ray
Age - 23 / F
Date - 16/7/2022

The Migraine Disability Assessment Test

The MIDAS (Migraine Disability Assessment) questionnaire was put together to help you measure the impact your headaches have on your life. The information on this questionnaire is also helpful for your primary care provider to determine the level of pain and disability caused by your headaches and to find the best treatment for you.

INSTRUCTIONS

Please answer the following questions about ALL of the headaches you have had over the last 3 months. Select your answer in the box next to each question. Select zero if you did not have the activity in the last 3 months. Please take the completed form to your healthcare professional.

1. On how many days in the last 3 months did you miss work or school because of your headaches?
6 days

2. How many days in the last 3 months was your productivity at work or school reduced by half or more because of your headaches? (Do not include days you counted in question 1 where you missed work or school).
N/A

3. On how many days in the last 3 months did you not do household work (such as housework, home repairs and maintenance, shopping, caring for children and relatives) because of your headaches?
7 days

4. How many days in the last 3 months was your productivity in household work reduced by half or more because of your headaches? (Do not include days you counted in question 3 where you did not do household work).
N/A

5. On how many days in the last 3 months did you miss family, social or leisure activities because of your headaches?
7

21.2 Total (Questions 1-5)

What your Physician will need to know about your headache:

A. On how many days in the last 3 months did you have a headache? (If a headache lasted more than 1 day, count each day).
7 days

B. On a scale of 0 - 10, on average how painful were these headaches? (where 0=no pain at all, and 10=pain as bad as it can be).
2

Scoring: After you have filled out this questionnaire, add the total number of days from questions 1-5 (ignore A and B).

MIDAS Grade	Definition	MIDAS Score
I	Little or No Disability	0-5
II	Mild Disability	6-10
III	Moderate Disability	11-20
IV	Severe Disability	21+

If Your MIDAS Score is 6 or more, please discuss this with your doctor.

© Innovative Medical Research, 1997
© 2007, AstraZeneca Pharmaceuticals, LP. All Rights reserved.

None declared

REFERENCES

1. Migraine [web page on internet]. No date [cited 2022 may 2]. Available from: <http://www.mayoclinic.org/disease-conditions/migraine-headache/syc-20360201>
2. Patel RP. Repertory of miasm. First ed. Kottayam, Kerala, India: Hahnemann Homoeopathic Pharmacy. 1996
3. Boericke W. New Manual of Homoeopathic Materia Medica with Repertory. 9th ed. New Delhi: B.jain Publishers (P) Ltd.2016.
4. Pathak S.R. Materia Medica of Homoeopathic Medicines. Revised and Enlarged 2nd ed. New Delhi: B.jain Publishers (P) Ltd.2007
5. Allen H.C. Keynotes and Characteristics with Comparisons of the Leading Remedies of the Matereia Medica with Bowel Nosodes. 8th ed. New Delhi: B.Jain Publishers (P) Ltd.2008
6. Clarke JH. A Dictionary Of Practical Materia Medica. New Delhi: B.Jain Publishers (P) Ltd.2159
7. Kent J.T. Lectures on Homoeopathic Materia Medica 21st ed. New Delhi: B.Jain Publishers (P) Ltd.2020
8. Hahnemann S, Dudgeon R.E. Organon of medicine 5th and 6th ed.New Delhi : B.Jain Publishers (P) Ltd.1996

After treatment

Name - Tithi Ray
Age - 23 / F
Date - 1/4/2022

The Migraine Disability Assessment Test

The MIDAS (Migraine Disability Assessment) questionnaire was put together to help you measure the impact your headaches have on your life. The information on this questionnaire is also helpful for your primary care provider to determine the level of pain and disability caused by your headaches and to find the best treatment for you.

INSTRUCTIONS

Please answer the following questions about ALL of the headaches you have had over the last 3 months. Select your answer in the box next to each question. Select zero if you did not have the activity in the last 3 months. Please take the completed form to your healthcare professional.

1. On how many days in the last 3 months did you miss work or school because of your headaches?
7 days

2. How many days in the last 3 months was your productivity at work or school reduced by half or more because of your headaches? (Do not include days you counted in question 1 where you missed work or school).
N/A

3. On how many days in the last 3 months did you not do household work (such as housework, home repairs and maintenance, shopping, caring for children and relatives) because of your headaches?
2 days

4. How many days in the last 3 months was your productivity in household work reduced by half or more because of your headaches? (Do not include days you counted in question 3 where you did not do household work).
N/A

5. On how many days in the last 3 months did you miss family, social or leisure activities because of your headaches?
1

18 Total (Questions 1-5)

What your Physician will need to know about your headache:

A. On how many days in the last 3 months did you have a headache? (If a headache lasted more than 1 day, count each day).
2 days

B. On a scale of 0 - 10, on average how painful were these headaches? (where 0=no pain at all, and 10=pain as bad as it can be).
2

Scoring: After you have filled out this questionnaire, add the total number of days from questions 1-5 (ignore A and B).

MIDAS Grade	Definition	MIDAS Score
I	Little or No Disability	0-5
II	Mild Disability	6-10
III	Moderate Disability	11-20
IV	Severe Disability	21+

If Your MIDAS Score is 6 or more, please discuss this with your doctor.

© Innovative Medical Research, 1997
© 2007, AstraZeneca Pharmaceuticals, LP. All Rights reserved.

Effectiveness Of Homoeopathic Medicine In Treating Filiform Warts: A Case Report

Dr Bhawana Singh

MD(Hom.), National Homoeopathic Medical College And Hospital Lucknow

Keywords

Warts, Homoeopathy, Sepia

Abstract

Filiform warts are long, thin projections of skin, giving them a distinctive appearance. They often occur around a person's eyes or lips. These warts are also called digitate or facial warts. Warts, the third common skin disease encountered in practice, reportedly occur in 2–20% of primary school children¹ and have an even higher prevalence in adults. A case of a 29 year old housewife, suffering from filiform warts, is presented in this article; where the patient reported total relief after receiving homeopathic medicine, selected on the basis of totality of symptoms.

Introduction

Wart is a small, non-cancerous growths appear when skin is infected with one of the many viruses of the human papillomavirus (HPV). There are over 100 subtypes of the HPV virus, but only a few types can cause skin warts at selective anatomical sites. Among them filiform warts are caused by HPV strains 1, 2, 4, 27, and 29. However, exposure to these strains does not guarantee that warts will develop². Filiform warts generally spreads to other people via skin contact, especially if the skin is broken. While they're not cancerous, but can cause discomfort. These warts look different than most warts. They have long, narrow projections that extend about 1 to 2 millimeters from the skin. They can be yellow, brown, pink, or skin-toned, and don't generally form in clusters.

External genital warts (EGWs) are sexually transmitted benign epidermal growths caused by HPV, on the anogenital areas of both females and males. Non-genital warts are divided into subtypes; common, palmo-plantar, plane, mosaic and Filiform. Morphologically, these comprised common (42%), palmo-plantar (20%), plane (18%), mosaic (6%), and Filiform/digitate (4%) types³. Risk of developing warts include; people who work with raw meat, children who often use communal showers or at the swimming pool, family members who have warts, persons with weakened immune system: especially adults and children who have had an organ transplant or who have a serious disease like cancer or AIDS, and people with atopic conditions like eczema.

Types of Warts

- 1. Common Warts:** These flesh-colored growths are most often on the backs of hands, the fingers, the skin around nails, and the feet. They are small in size of a pinhead to a pea and feel rough, hard.
- 2. Plantar Warts:** Planta means "of the sole" in Latin. They are flat, tough, and thick.
- 3. Flat Warts:** They are smaller and smoother than other types⁴. Flat warts tend to appear on children's faces, men's beard areas and women's legs.
- 4. Filiform Warts:** These warts are fast-growing and look thread-like and spiky, sometimes like tiny brushes. They tend to grow on the face around mouth, eyes, and nose.

5. Genital Warts: These are look like small, scattered, skin-colored bumps similar to a little cauliflower on genitals. Other types of HPV that could cause cancer may be passed sexually, too, including through oral and anal sex.

Precautions To Be Taken

Few precautions are to be taken to avoid the appearance of warts like not to share towels, shoes, gloves or socks, avoid touching and scratching the warts because after scratching virus might spread.

Treatment Used In Allopathy

Various types of treatment procedures are available for removing warts⁵. Some of these are (a) applying salicylic acid, liquid nitrogen and podophyllin; (b) loop electrosurgical excision procedure; (c) CO₂ laser surgery; and (d) interferon injections.

Treatment According To Homoeopathy

In most cases warts found on the skin are harmless and can disappear without treatment. Sometimes, warts may recur after treatment and more than one type of treatment may be necessary.⁶ Here, Homeopathic system believes that there is an internal propensity to diseases along with external virulence. In homeopathy, warts are classified under one-sided disease. Warts come under sycosis miasm. Homeopathic treatment of warts is largely through constitutional medicine that medicine which selected on the basis of completely understanding of the patient⁷. Treatment is with a single well indicated remedy based on complete totality of symptoms.

Homoeopathy And Warts

Homoeopathy has a major role in the treatment of warts. Hahnemann the founder of Homoeopathy significantly described the character and nature of wart under sycosis. Several medicines according to site, type, Character of warts have been used and Homoeopathy offers only internal medication without using local treatment⁸, so by this way it treats disease from within and permanently. There are many medicine as stated earlier but few most commonly used medicines for warts are Thuja, Causticum, Calcaria Carbonicum, Antimonium Crudum, Nitric acid, Sabina, sepia, Lycopodium

clavatum etc. Present case report of filiform wart is showing the positive effect of the homoeopathic medicine sepia in a short span of time. This case is an attempt to document the usefulness of homoeopathic treatment in the filliform warts without using the local treatment. An increasing number of such cases will create an adequate database to enable a well designed research.

Case Report

- NAME- Saman Fatima
- REGISTRATION NO.- 14586
- AGE/Sex- 29/F
- DEPARTMENT- Skin (OPD- 2)

A case of a 29 year old housewife, who visited the OPD NO. 2 of National homoeopathic medical college, lucknow for the treatment of warty growth on her chin for 2 years. She had the history of prolonged use of allopathic treatment and had also undergone the process of cauterization (Laser Therapy) but again a warty growth appeared (bigger than before) on the chin along with scarring of the tissues around. Before the cauterisation her filiform warts were brown , hard, rough and large. Slight pain was also present while touching it. She had also used baking soda for its removal , but as such no response was there. She also complained about having excess dead skin around her nails. She also complained of excessive bloating in stomach after eating the food and recurrent constipation. She had the tendency of having recurrent boils. She also had dry scaly dandruff in head.

History of present complaint

Wart gradually appeared 2 years back and increased in size over the period of time. No significant cause found associated with it.

Past History

Once patient suffered from Jaundice at age of 4 years and from Renal stone at age of 20 year.

Family History

Her father has gout while mother has recurrent indigestion problem along with Diabetes Mellitus, Grand Father and Grand Mother suffering from Gout and O.A of knee joints . No significant

illness noted in other family members.

Physical Generals

- Appetite: Easy satiety
- Taste: Normal
- Tongue: Slightly white coated
- Desire: Acidic food; vinegar, pickles
- Aversion: Cold foods
- Thirst: Normal, feeling of dryness of lips
- Sweat: Normal
- Bowel: Alternate loose and constipated
- Urine: Normal
- Sleep: Sleeplessness due to anxiety
- Position- Lying on left side
- Dreams: Anxious
- Worse: From cold air
- Discharges- Normal
- Obs/Gynae- Leuchorrea before menses⁺⁺
- Menses- Normal, 3 – 4 days

Mental Generals

- Shy nature, Talk less
- She had an intense anxiety about- 'Why I am not conceiving if everything is normal'.
- Not easily satisfied by anything done by others.
- Brooding over anything said by others in a rude manner.
- Intense anxiety about her health as well as others' health.
- Easily gets worried about every matter.

On Examination

There was solitary (3-4 mm in size), rough, sharply defined, horny, dry wart over the chin.

Totality Of Symptoms

- Dry and horny wart on chin.
- Discounted with everything.
- Tormenting about health

- Acrid leuchorrea before menses
- Complaints of felon around the nails.
- Constant sorness in nipples
- A small meal easily fill the stomach

Repertorisation

Repertorisation of case has been done through from Synthesis repertory and the rubrics were taken as:-

- MIND- Discontented- everything with;
- MIND- Fear- social position; about her
- MIND- Thoughts- tormenting
- FACE- Warts- chin
- STOMACH- Appetite-easy satiety
- FEMALE GENITALIA/SEX- Leuchorrea-acrid,excoriating-menses-before-agg
- EXTREMITIES- Felon- nail; beginning in-run around
- CHEST- Pain – Mamme- Nipples- sore

Repertorial Sheet (Figure 1)

The screenshot shows a software interface for a repertorial sheet. At the top, there is a toolbar with various icons. Below it, a window titled 'Investigation window for remedie' is open. The window contains a list of rubrics under the heading 'Clipboard 1':

1. MIND - DISCONTENTED - everything, with
2. MIND - FEAR - social position, about his
3. MIND - THOUGHTS - tormenting
4. FACE - WARTS - Chin
5. FEMALE GENITALIA/SEX - LEUKORRHEA - acrid, excoriating - menses - before - agg.
6. EXTREMITIES - FELON - Nail, beginning in - runaround
7. CHEST - PAIN - Mammae - Nipples - sore
8. STOMACH - APPETITE - easy satiety

Below the list is a grid of remedies. The columns are labeled with remedy initials: sep., lych., graph., caust., sil., sulph., con., phos., nat.m., nika., rhusc., alim., argn., merc., hep., thul., ars., amm., mer., tub., flac., am., char. The rows are numbered 1 through 5. Each cell in the grid contains a small blue square, indicating that all the remedies listed in the grid are selected for the case.

First Prescription

In this case homeopathic medicine **SEPIA** was selected on the basis of individualization and totality of symptoms. According to her overall constitutions sepia proved to be successful in the treatment of warts which appeared useful in spite of laser treatment in this case and the remedy also

relieved the other complaints of the patients. So, she was prescribed Sepia 30 three doses, followed by Sac.lac.- 30/TDS for 20 days on the first visit (26 june 2020)

Follow Up

After 20 days she started improving and the warts were significantly improving. She continued

to improve. But slight scarring on the chin was still present. At this point, she was prescribed Sepia1M two doses and her wart was completely gone. She was kept under observation for some time with placebo after which her treatment was discontinued. She had no complaints after 4 months and thereafter no warts recurred till date.

Table- 1

DATES	IMPROVEMENT IN SYMPTOMS	REMEDY / DOSES
16 july 2020	Intense anxiety was improved, dry and horny filliform wart was present, Exfoliation of nails was improved	SAC.LAC. – 30/ T.D.S
5 August 2020	Slight improvement in all symptoms except leuchorrea was not improved	SEPIA- 200/ 2 doses
26 August 2020	Wart was improving, leuchorrea was improved, Exfoliation of nails was absent	SAC.LAC – 30/ T.D.S
17 September 2020	50% improvement in wart and leuchorrea was also improved	SAC.LAC- 30/T.D.S
7 October 2020	Anxiety+, leuchorrea was absent, warts was present, slight chest pain was present	SEPIA – 1M/ 2 doses
28 October 2020	All symptoms were totally improved	SAC.LAC. – 30/T.D.S

Result

There is marked improvement in filiform wart on the chin. Single medicine SEPIA was prescribed in subsequent potency followed by placebo which showed the improvement and the wart completely disappeared within a period of 4 months of homoeopathic treatment (Figure 1) Before treatment (Figure 2) After treatment.

BEFORE TREATMENT

AFTER TREATMENT



Figure- 2

Figure- 3

Discussion

In this case one of the subtypes of wart i.e. filiform wart has been treated. Case shows the importance of individuality in homoeopathic prescribing. After thorough investigation and examination of the case, where mental generals, physical generals and the peculiarity of local disease have been considered according to the fundamentals laid down in the Organon of Medicine⁹. Case has been repertorised from the synthesis software after taking the important rubrics from the case. Repertorial result has shown Sepia the top most homoeopathic medicine, covering 7 rubrics out of 8 with 18 marks (figure-1). Lyco. and Graph. also covered 6 rubrics but the other important symptoms are not under these medicines like horny wart is lesser degree in both these medicines. So, the filiform warts on the chin and discontented feeling are the important symptoms for prescribing sepia and are graded to a higher degree. Finally, considering all the facts and consulting with Materia Medica¹⁰, Sepia in potency 30 has been selected for the case and advised to take 3 doses of this medicine empty stomach early in the morning with Placebo pills three times in day for twenty days (Table-1) with follow-up at every 20 days. On the first visit a photograph has been taken (Figure-1). On subsequent visits marked improvement has been seen. Finally the last photograph was taken on the last visit (Figure 2). During the whole course of treatment no use of any kind of local treatment was advised.

CONCLUSION

Present case highlights the effectiveness of internal medication of individualized homoeopathic medicine in the treatment of warts¹¹. However, the results from this single case report are by no means conclusive regarding the long-term clinical effectiveness of homeopathy for warts. Well designed studies

are required for establishing effectiveness and efficacy of homoeopathy in treating these conditions¹².

Acknowledgement

Financial Support and Sponsorship: Nil.

Conflicts of Interest: There are no conflicts of interest.

Declaration Of Patient Consent – Patient consent was taken for images and clinical information to be reported for this article.

REFERENCES

1. Loo SK, Tang WY; Warts (non-genital); BMJ Clinical Evidence, (2014): 1710.
2. W. Buck, Jr H; Warts (genital); BMJ Clinical Evidence, (2010): 1602.
3. Ghadgepatil SS, Gupta S, Sharma YK; Clinicoepidemiological Study of Different Types of Warts; Dermatology Research and Practice, (2016): 7989817.
4. "Warts: Overview". U.S. National Library of Medicine; 04 May 2017. Archived from the original on 20 January 2018.
5. Shaikh MI; Case studies for treatment of warts with Homoeopathy; Indian J Res Homoeopathy, 2016; 10: 272-8.
6. Skin problem and treatment. <https://www.webmd.com/skin-problems-and-treatments/ss/slideshow-warts>.
7. Ahmad M. Al Aboud; Pramod K. Nigam. Wart (Plantar, Verruca Vulgaris, Verrucae) September 27, 2019. <https://www.ncbi.nlm.nih.gov/books/NBK431047/>.
8. Skin Conditions and Warts. <https://www.webmd.com/skin-problems-and-treatments/warts#1>.
9. Kent JT. Lectures on Homoeopathic Materia Medica. Reprint edition 2005. B.Jain Publishers(p) Lt.
10. Hahnemann S.; The Chronic Diseases Their Peculiar Nature and Their Homoeopathic Cure; Reprint Edition; New Delhi; B. Jain Publishers (P) Ltd., 2004: 98-100.
11. Allen HC; Keynotes and Characteristics with Comparison of some of the Leading remedies of the Materia Medica with Bowel Nosodes; Low price Edition; New Delhi; B. Jain Publishers (P) Ltd, (2002)
12. Hahnemann S; Organon of Medicine; 5th edition translated by Dudgeon, R.E. and 6th edition by Boericke, W. New Delhi; B. Jain Publisher (P) Ltd, (2002).

Individualized Homoeopathic treatment of Oral Mucocele

Dr. Abhishek kumar Aryan¹, Dr. Mohammed Sajim²

¹PGT, Department of Materia Medica, RBTS Govt. Medical college & Hospital, Muz.

²PGT, Dept. of Case taking & Repertory, RBTS Govt. Medical college & Hospital, Muz.

Keywords

Mucocele, Homoeopathy, Totality of symptoms

Abstract

Mucocele is one of the commonest lesions of the oral mucosa that results from an alteration of minor salivary glands due to a mucous accumulation. Mucoceles can appear at any site of the oral mucosa where minor salivary glands are present. The most common location of the extravasation mucocele is the lower lip, while retention mucoceles can be found at any other site. Homoeopathy can treat such cases judiciously through its fixed principals, it is cost-effective as well as without any side-effects.

Introduction

Mucocele is defined as a mucus-filled cyst that may appear in the oral cavity, appendix, gallbladder, paranasal sinuses, or lacrimal sac.^[1] Mucocele is one of the frequently found lesions of oral cavity and 17th most common salivary gland lesion resulted from an alteration of minor salivary glands due to mucus accumulation.^[2] The size of oral mucoceles vary from 1 mm to several centimeters and they usually are slightly transparent with a blue tinge. On palpation, mucoceles may appear fluctuant, but can also be firm. Their duration lasts from days to years, and may have recurrent swelling with occasional rupturing of its contents.^[3]

Oral mucoceles generally occur due to trauma to your salivary glands or a salivary gland opening (duct) blockage. When you endure an injury to

your salivary glands, there's a disruption in the flow of saliva. The saliva can build up and form a cyst.^[4]

One of the most common causes of trauma is biting your lip while you're chewing. Other oral mucocele causes include:

A lip-biting or lip-sucking habit.

Long-term (chronic) inflammation due to smoking or using tobacco products.

Thickened or damaged salivary ducts.

Trauma from intubation.

Homoeopathy signifies a system of treatment in which the prescription is based on the similarity of symptoms of the patient, to those of a drug as obtained during proving of the drug on healthy human beings. The great advantage of considering disease as nothing but the totality of symptoms is that we are not to wait for the structural changes to occur for treating the patients. It is not correct to presume that "homoeopathy removes the symptoms but the disease remains." If the totality of symptoms is removed entirely, there cannot be any more disease hidden in the interior.^[5]

Case Report

An 8 year old male child visited the outpatient department of R.B.T.S. Government Homoeopathic Medical college and Hospital & College on Dec 14, 2023.

Presenting Complaint: Patient presented with swelling under the lower lip region for last 3 weeks which was gradually increasing on size. The swelling was painful, aggravated while eating

Case Report

particularly warm food or drink.

History Of Present Complaints: Patient presented with swelling under the tongue for last 3weeks which was gradually increasing on size. The swelling was painful, aggravated while eating particularly warm food or drink. Subject could not mention about any history of trauma.

Past History: In past he suffered from typhoid fever before 6 months. He was treated with modern medicines with recovery.

Family History: There was nothing significant complains

Analysis & Evaluation of the Symptoms with Miasmatic Analysis⁶

S. No.	Symptoms	Analysis	Evaluation	Miasmatic analysis's
1.	Desire for company	Mental General	+++	Syphilis
4.	Yellow-coated,dirty and thick tongue	Physical General	++	Sycosis
5.	Adhesive and sticky stool	Physical General	++	Sycosis
6.	Desire for liquid food	Physical General	+++	Psora
7.	Desire for milk	Physical General	+++	Psora
8.	Salivation during sleep	Physical General	++	Psora
9.	Swelling on lower lips	Particular	++	Sycosis

Repertorial Analysis

Repertorisation was done using Synergy Homoeopathic software⁷.

The screenshot shows the Synergy Homoeopathic software interface. The search bar contains 'haemorrhoid'. The results are displayed in a grid format, showing the total number of rubrics and kingdom for various traditional miasms. The miasms listed are: Merc., Sulph., Lach., Nux-v., Bry., Puls., Nat-m., Ars., Kali-c., Lyc., Phos., Calc., Lac-c., Ph-ac., Carb-v., Sil., Ign., Merc-c., Chel., and Kali-bi. The grid shows the following scores for each miasm:

Miasm	Total Rubrics	Kingdom
Merc.	22	4
Sulph.	16	3
Lach.	13	2
Nux-v.	11	2
Bry.	10	2
Puls.	10	2
Nat-m.	9	2
Ars.	13	4
Kali-c.	10	4
Lyc.	10	4
Phos.	9	4
Calc.	9	4
Lac-c.	8	4
Ph-ac.	7	4
Carb-v.	7	4
Sil.	5	3
Ign.	5	3
Merc-c.	10	3
Chel.	9	3
Kali-bi.	9	3

Prescription

After Case taking, Repertorisation & book references⁸ first prescription was Mercuris solubilis 30/2 doses prescribed empty stomach on date 14/12/2023.

Physical Generals: Patient was thirsty, appetite was good. Desire for milk++, liquid food+++ , aversion to not any specific food. Patient used to pass sticky stool which was adhesive in nature. Sweating was moderate and non-offensive . Sleep was good, with dreams which were not remembered. During sleep the patient had profuse salivation. Thermally he was ambithermal.

Mental Picture: Patient desired for company.

Diagnosis – Oral mucocele

Justification of Diagnosis – As per ICD-10-CM diagnosis code K13.0

Selection Of Remedy With Justification

In reportorial analysis Mercurius solubilis cover maximum rubrics & highest score then after consulting Materia medica⁸, Mercurius solubilis is found to be most appropriate for this case

covering general, physical & mental picture.

Selection Of Potency With Justification

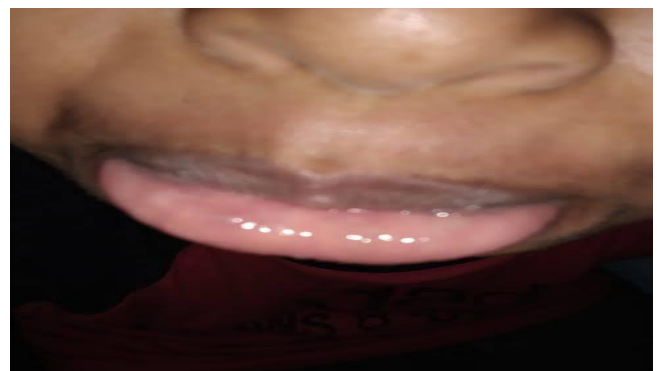
Follow-Up

Date	Symptoms	Justification of symptom	Prescription
27/12/2023	Size of swelling got reduced & rest complaint as it is	Improvement	Placebo/OD/for 15 days
11/01/2024	Size of mucocele reduced considerably.	Improvement continues	Placebo/OD/for 15 days
24/01/2024	No swelling seen.	Improvement Continues	Placebo/OD/for 15 days
09/02/2024	No swelling seen. Overall better.	Improvement Continues	Placebo/OD/for 15 days

It is based on the susceptibility of the patient. Higher the susceptibility higher the potency was selected.

BEFORE TREATMENT

AFTER TREATMENT



Discussion

This was the case of oral mucocele which occurred in a boy aged 8 years . It was managed successfully by individualized homoeopathic medicine Merc sol. The patient did not wanted to go to conventional treatment ,as surgery is the only option for such cases.So, he approached homoeopathic treatment. The patient’s choice of homoeopathic treatment was guided by fear of surgery.

In this case, Merc sol was selected as a Similimum on the totality of characteristics symptoms assessed on mental and physical aspect, followed by placebo which totally dissolved the mucocele along with feeling of wellbeing. All complaints and generalities were better

CONCLUSION

The case shows the efficacy of homoeopathic treatment in the case of mucocele. In the present study, the boy was cured by the use of Merc sol according to totality of symptoms, based on

holistic approach, rather than pathological basis. Here ,in this case we see that on proper selection of homoeopathic medicine by matching the totality of symptoms we can remove the mucocele without any surgical intervention. Homoeopathy is safe and cost effective without any side-effects

REFERENCES

1. Rao PK, Hegde D, Shetty SR, Chatra L, Shenai P. Oral mucocele – Diagnosis and management. J Dent Med Med Sci 2012;2:26-30.
2. Laller S, Saini RS, Malik M, Jain R. An appraisal of oral mucous extravasation cyst case with mini review. J Adv Med Dent Sci Res 2014;2:166-70
3. https://en.wikipedia.org/wiki/Oral_mucocele
4. <https://www.webmd.com/oral-health/mucocele-causes-symptoms-and-treatment>
5. Dey S. Essentials of Practice and Practice of Homoeopathy. 3rd ed. Kolkata: Smt. Aparna Bhattacharya; 2009.
6. Choudhury Hari Mohan, Indication of Miasm,2nd edition. Jain Publishers.
7. Synergy Homopath Software ,foundation 2.1
8. Boericke W, Boericke’s New Manual of Homoeopathic Materia Medica with Repertory – Third Revised & Augmented Edition Based on Ninth Edition, New Delhi B. Jain Publishers;2021:383-386.
9. Sarkar BK, Organon of medicine. Delhi: Birla publications Pvt. Ltd;2005-2006.

My encounter with Late Dr. Vishpala Parthasarthy

Dr Rajiv Rui Viegas Peres

M.D(Hom), Assistant Professor Organon Department, Aarihant Homoeopathic Medical College R.I, Gandhinagar, Gujarat



My first meeting with Late Dr. Vishpala Parthasarthy Madam was in September 2012 at hotel Villagio, state of Goa during a seminar organized by Njh team in collaboration with I.C.R based on the theme of cardiovascular and metabolic ailments and its homoeopathic

management. Dr Vishpala Madam was wearing a green sari and a sweet smile on her face. I was pursuing my post graduate studies and had come there in pursuit of knowledge. Little did I know that I was going to be in the galaxy of modern pioneers.

It was a small gathering of around 40 homoeopaths. Amongst the great ones present there were Dr. N.L Tiwari Sir, Dr Phansalkar, Dr Prashant Tamboli, Dr A.T Jagose Sir, and of course the only lady who sat right in front was Dr Vispala Ma'am. My Post graduate colleagues from Belgaum, Karnataka had also come to witness the programme. We learnt about diabetes mellitus, cardiovascular problems and in the evening Dr Vishpala Madam spoke to us, she motivated us to bring out the unknown potential inside us through writings. It seemed all new then but her voice was very reassuring. I wanted to prove myself useful, however after the seminar ended, soon we got back into my old ways of balancing between studies and practice. Years rolled by and I used to closely follow Njh articles because it was helpful to select interesting articles for journal

club meetings with our colleagues both during my internship as well as post graduate days. I was not a subscriber still. My journey as a writer began only in 2018 after my mother's death. Writing is what gave me solace. In November 2019 I met my teacher Dr. Shahala Nadaf Madam for the 21st All India Homoeopathic Scientific Seminar organized at Belgavi, Karnataka it just before covid 19 had been officially announced. Dr Shahala was one of the editors of Njh and she appreciated my articles which had appeared in the E-magazine Homoeopathy for Everyone. It was upon her insistence that I became a lifetime member and subscriber of Njh, When I started writing for Njh, there I came across Dr Shobha Shah and Dr Satish Kanodia who were both Njh core team members. I often began contributing articles to Njh, at that time I was working as an Assistant Professor in Shri Kamaxidevi Homoeopathic Medical College, Shiroda, Goa. During those years whenever I used to go for CME programmes I was getting acknowledged for my work which appeared in the Njh monthly magazine.

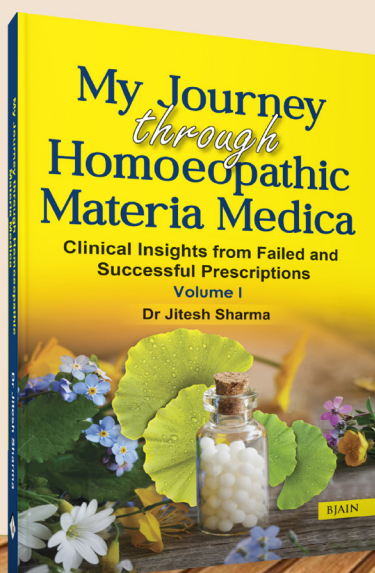
During Covid Njh organized webinar's and I used to enjoy attending them. One such programme that I clearly recollect now is the one on the theme of Headache and Dr Praveen Kumar shared some lovely cases. Post covid I migrated to Gandhinagar, Gujarat to teach as an Assistant Professor in Aarihant Homoeopathic medical college & R.I. My superior was also contributing articles to Njh and our department was making news. Soon I was made a member of an Author's group on whatsapp in which Dr Vishpala Madam would respond promptly in case I raised any

queries. Njh always provided me with new thought-provoking themes such as Anxiety, mind rubrics, paediatric problems, etc. It opened a whole new avenue before me and the editors did their bit to reframe the titles for my articles or sometimes by asking certain documents in order to confirm the authenticity of results. The covid issues were also very interesting as everyone in homoeopathy could find latest developments in terms of how it was managed. In August 2023, I had been to another such CME at Motiwala Homoeopathic Medical College, in Nashik, there I met a resource person who recognized me from the stage only because of reading my articles on Njh. During lunch break he asked me why I write for Njh as it was not a peer reviewed journal?. He asked me to write only in peer reviewed journals. For me personally, Njh gave me a free hand in writing my cases as they appeared or progressed in my clinical practice which no other journal allowed. Most peer reviewed journals made me fill up columns in a certain prescribed way and on account of this my cases lost its actual beauty. Njh did ask me for evidence of results but never made me change my way of presentation. I always looked 2-3 months ahead for themes and prepared in advance whenever possible.

The last article which appeared was on Periodic table row 6. The next article on panic disorders was ready but our beloved Editor had left this world filling our hearts with sorrow. Never did she make it known to us of her illness. I regret not attending the seminar in Baroda last year, where Dr Vishpala herself had come, at least I could have seen this jewel a second time. Nevertheless when Njh announced Homoeoseminar 3.0 at Atal Bihari Vajpayee Auditorium, Rajkot on 8th January 2024, I decided to pay my shradanjali to Late Dr Vishpala Madam by going there. Here I could meet the fabulous team of young editors of Njh, many of whom I have never seen before. I submit to you all with tons of gratitude for giving me a chance to share my clinical cases through my favourite journal Njh ever since my undergraduate days, where I would enjoy reading articles of Dr Jagose Sir, Dr Ajit Kulkarni Sir, Dr Praful Barwalia Sir, and many others. Dr Vishpala madam gave me the opportunity to write on this same platform. I cannot thank her enough! for this grand opportunity. Dr Vishpala made life of many young students like me. May her noble soul guide the homoeopathic world to persevere in propagating the seeds of homoeopathy. Her enormous contribution can never be forgotten!

**NEW
RELEASE!**

 **BJAIN**



- *Compendium of case records drawn from the author's own clinical experiences offering his wisdom and insights to the profession.*
- *Enriches the readers' understanding of different remedies to be used in different situations.*
- *Enhances the readers' ability to practically tackle myriad cases and situations that they might encounter in their clinical practice.*
- *Justification of selection of the medicine in the end of each case offers a logical explanation to the prescription guiding the reader on the use of the medicine in a similar scenario.*



5H-Holistic Views on Hahnemann’s Homeopathy for Health of Humanity

Lingam Krishna Rao

B.Sc (Utkal University); B.E(Indian Institute of Science); M.E(Indian Institute of Science)

Keywords

De Broglie Hypothesis, Schrodinger’s wave Equation, Heisenberg Uncertainty Principle, Maxwell’s Unified theory on Electromagnetics and Thermodynamics, Quantum Physics.

Abstract

All human beings absorb and emit thermal energy in all directions and this energy is a function of frequency and absolute temperature according to Quantum Physics.

Trituration process reduces the mass of medicine and transfers the medicinal properties to 50% of the total mass to indifferent sugar of Milk particles which act as carriers.

This process was proved theoretically by the author to generate discrete closely spaced energy levels with a set of frequencies which makes the Homeo medicine to act like a broad-spectrum medicine. The author proceeds to suggest a model for the human body taking electromagnetic and Thermodynamic phenomena combined with the four natural elements and space (environment and hygiene) to explain what causes disorder (Miasm/Entropy) in humans. The author also explains why no two persons with the same disorder respond to the same medicine and also why when one gets a disorder, the other does not get or stays immune under the same conditions. This is the first-time concept of frequency, Energy, q , ν , of frequency and p , V , T , S with thermodynamic potentials U , H , F and G are used to explain miasm/entropy and disorder (the so-called sickness) of humans.

Finally, how homeopathic medicine cures and restores disorder is explained using

Thermodynamic and Quantum Physics, free energy and Gibbs energy of the human body.

Introduction

Einstein

Quote

“Thermodynamics is the only physical theory of general nature if which I am convinced that it will never be overthrown”

Unquote

1.All activities of living things growth, synthesis of biomolecules, transport of ions and molecules across all cell membranes all demand energy input. All organisms acquire energy from their surroundings and utilise that energy efficiently to carry out life processes. Study of health, diseases, cure and cause of diseases which are biophysical phenomena requires knowledge of Thermodynamics considering the human body as a Thermodynamic systems, the stats of macro levels of two mechanical factors pressure p and volume V and two thermal factors entropy S and Temperature T along with four Thermodynamic energies Free energy $F(T,V)$ Gibb’s energy $G(T,p)$, internal energy $U(s,v)$ and Enthalpy $H(s,p)$ are chosen to represent the state of the human body at the macro level.

S	U	V
H		F
p	G	T

Fig 1 Thermodynamic model of the human body
When these factors have a definite set of values,

the system is said to be in a state.

If any one of the properties of the system changes, the system is said to be in a different state.

Thus, the state of a system is defined when its macroscopic properties are specified.

When a reaction takes place one or more of the properties of the system changes.

Change from highly ordered state to highly ransom state leads to an increase in entropy S.

According to the law of probability, an ordered state is more probable than a disordered state or a random state. Entropy S is thus a quantitative measure of the degree of disorder in a human body.

According to Dr. Hahnemann

Quote

“Disease is only a disorder or a disturbance of equilibrium (miasm) which causes alterations in the state of health of the healthy individual, which express themselves by perceptible symptoms.

Disease never exists by itself, what exists is an individual diseased person”

Unquote

Maxwell’s unified Theory on Thermodynamic Phenomenon gives all the relations between the above parameters

Take a simple example

Sudden increase in temperature T of the body with the difficulty in breathing indicates a disorder.

With volume of lungs constant, increase of T causes increase of p. This causes subsequently V to decrease causing a small collapse in lungs leading to lack of sufficient supply of oxygen to the body, affecting many organs causing a small decrease of Free energy F (T, V) and Gibb’s energy G (T, p) or both which go below their maintained values. Unless this is quickly corrected a chain reaction starts increasing disorder which finally can result in metabolic syndrome causing collapse in a very short time.

$$-(\delta s / \delta p)_T = (\delta v / \delta T)_p = \delta^2 G / \delta_p \delta_T \tag{1}$$

$$(\delta s / \delta v)_T = (\delta p / \delta T)_v = - \delta^2 F / \delta_v \delta_T \tag{2}$$

2. Role of Frequency

Human body emits thermal radiation consisting of waves having different frequencies. It also can absorb radiation. Gustav Kirchoff’s (1824-1887) Law states the ratio of emissivity and absorptivity does not depend on the nature of the body, it is the same universal function of ω and T for all bodies.

This also proves Dr. Hahnemann’s Law of Similars in Homeopathy. The radiation f (ω , T) which causes disorder(miasm) can also cure the disorder which it produces in a human.

Quantum Physics proved

$$T\lambda_m = 2.9 \times 10^{-3} \text{ m}^\circ\text{K}$$

$$\lambda_m = 9355 \text{ nm for every human [T = (273+37) }^\circ\text{K]}$$

Since a human can transmit a disorder due to emission, he can also cause disorder due to emission, he can also cause disorder to himself and others due to absorption of radiation.

3. Causes of disorder(diseases)

Laplace transforms, Fourier series and Fourier Transforms are mathematical tools to convert functions of time from time domain to frequency domain $t=0$ corresponds to $\omega = \infty$ and $t = \infty$ corresponds to $\omega = 0$

The following examples illustrate how disorder (so called sickness) is caused to humans.

3.1. Travel by bullock cart, bicycle, scooter, car, seat in a train above the axle, aeroplane etc

x	0°	30°	60°	90°	120°	150°
Y	4.0	7.1	9.3	10.5	10.4	9.3
X	180°	210°	240°	270°	300°	330°
Y	7.2	5.0	3.1	2.8	1.2	1.8

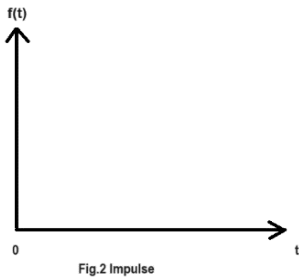
This function of time can be converted by Fourier series in frequency domain

$$Y = 5.975 - 1.563 \cos x - 0.471 \cos 2x - 0.033 \cos 3x + 4.307 \sin x + 0.2593 \sin 2x + 0.317 \sin 3x$$

This shows many frequencies contributing to disorder causing travel sickness.

3.2 Accidental hit on the head

Represented by Impulse function $\delta(t)$

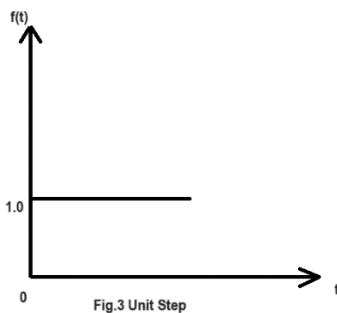


3.3 Constant load on back

Example:

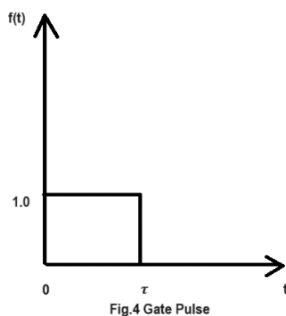
- a) School Children carrying heavy bag of books on back
- b) Workers carrying heavy loads on back
- c) Constant mental tension

This is represented by Unit step function



3.4 Occupational loads

Represented by Gate Pulse



3.5 Loud Music

These functions of time can be converted into functions of the frequency using Fourier series. All these cause disorder and many persons suffer throughout their lives unless they take treatment for permanent cure.

3.6 Sound waves/noise

Sound consists of elastic waves both transverse and longitudinal travelling with speed of 340 ms^{-1} in air.

The audio frequency range is 20 Hz to 20kHz. Human ear is most sensitive to 1000 Hz to 4000 Hz.

Loudness of sound or noise is measured in decibels and the effect of noise on the health of humans is specified under Health and Safety at work Act of U.K and Occupational Safety and Health Administration (OSHA) of U.S.A. Generally, speaking noise of 60 to 70 db is safe for humans on an eight-hour exposure basis.

3.7 Infrasonic waves

Human body generates vibrations at low frequencies called infrasonic waves. They are produced by heart 1.25 Hz, respiratory movements, blood circulation 0.05 Hz to 0.3 Hz brain resonance 10 Hz. It is said that the natural frequency of the universe is 432 Hz has cosmic healing power and the frequency 528 Hz has the ability to reach and repair the very biological building blocks i.e. our cells and DNA.

3.8 Travelling to place at high altitudes

Atmospheric pressure depends on altitude of the place above mean sea level and temperature

$$P = p_0 \exp(-Mgh/RT) \quad (3)$$

This shows pressure diminishes very rapidly with altitude (heavier the air, greater the average molecular weight M) and lower the temperature

This is the reason for defense personnel posted to high altitudes like Leh are taken to acclimatisation camps for certain days. Travellers going to places of high altitudes experience disorders due to snow sickness, frost bite, snow blindness.

4 Contribution of the Electromagnetic Phenomena to disorder

Origin of charge and charge density ρ .

Approximately 100 trillion neutrinos/sec strike the earth. They have near zero mass and near zero charge. They travel at speed of light unimpeded and are responsible for neurons in the brain and its development throughout the life of humans.

It is well known no life on earth is possible

without Sun, Moon, Photons and Neutrinos. The charge density ρ is imparted by these sources and consequently D, E and B are derived as Electromagnetic Phenomenon. Maxwell's unified theory of Em phenomena gives the relations of all these parameters.

4.1 Polarisability of a molecule gives rise to dipole moment

4.2 Polarisation of dielectric (body)

$$P = X \epsilon_0 \epsilon \quad (4)$$

Where X= Susceptibility, a dimensionless quantity

$$4.3 \text{ Permittivity } \epsilon_r = (1+X_e) \quad (5)$$

Where X_e = Electrical susceptibility which is a dimensionless quantity, always positive

4.4 Relative permeability

$$\mu_r = (1+X_m) \quad (6)$$

X_m = Magnetic susceptibility (dimensionless quantity +ve or -ve)

Therefore, μ_r can be smaller or greater than unity

4.5 We note from the above μ_r and ϵ_r differ from person to person and this is the main cause for survival of a great percentage of population in a pandemic situation like Covil-19 in the world.

4.6 Magnetic Fields

Constant magnetic fields produce susceptibility and relative permeability μ_r through human bodies which act as dielectrics. Magnetic permeability in vacuum $\mu_0 = 4\pi \times 10^{-7}$ H/m is constant. Total permeability of the human body, a dimensionless quantity, which varies from person to person. A small bar magnet produces magnetic induction 250 times that of earth which is 38 μ T. Magnetic therapy is known to cure certain disorders.

4.7. Human body has mass, immunity and energy storage capacity. These can be considered as L,R and I/C respectively.

Equation

$$L \frac{d^2q}{dt^2} + R \frac{dq}{dt} + q/C = V \quad (7)$$

$$d^2q/dt^2 + 2 \beta dq/dt + 1/LC * q = V \quad (8)$$

where $\beta = R/2L$ -Damping factor

Natural frequency of vibration is given by $\omega_0 = \sqrt{1/LC}$ (9)

And damped frequency of vibration $\omega_0 = \sqrt{(1/LC - R^2/4L^2)}$ (10)

L,R and C are dependent on polarisation of molecules of human body, susceptibility, relative magnetic permeability μ_r and relative electric permittivity ϵ_r

Therefore the resonant frequency differs from individual to individual. This is the reason for some people only getting disorder while some remain immune in a pandemic situation.

4.8. Magnetic Fields – produce magnetic induction, electric charge density ρ produces displacement current and produces electric field.

A varying electric field along x- axis produces a varying magnetic field along Y axis and this in turn produces a varying electric field like a chain reaction producing electromagnetic wave which travels with the speed of light along z axis where x,y,z axes are orthogonal.

This electromagnetic wave may be the cause of Geographical positioning systems or homing for birds, eagles and seasonal migration of birds from country to a far off country and back.

5. Model of Human Body

Earth			S	U	V
Water	E	D			
Air			H		F
Fire	B	q	p	G	T
Space					
Natural Elements	Electro-magnetics		Thermodynamics		

Fig 5. Model of Human Body

$$[E] = - \delta B / \delta t \quad (11)$$

$$[H] = J + \delta D / \delta t \quad (12)$$

$$B = 0 \quad (13)$$

$$D = \rho \quad (14)$$

Maxwell's unified theory on Electromagnetics and Thermodynamics explains all the relations between all parameters shown above.

6. Contributions of the five natural elements

The contributions of the natural elements to disturb the order of the human body under stable equilibrium of Electromagnetics and Thermodynamic phenomena need no description. Conduction, convection, radiation, pollution, environmental degradation, radiation from nuclear sources, X-rays, cell phones which cause more than the WHO recommended SAR (Specific Absorption Rate), Noise pollution beyond the limits 75dB for 8 hour exposure as per Occupational Safety and Health Administration (OSHA) of USA, Health and Safety at work of U.K., Radiation Absorbed Doses beyond recommended nano Gray per hour (nGy/hr) and Microsieverts per hour $\mu\text{S}_v/\text{hr}$ cause irreversible damage to humans. Location of hospitals and diagnostic centers in residential areas is a cause for concern. The so-called technological advantages and utter disregard to environment, space and the natural elements without understanding future implications finally lead to disasters and suffering of humanity.

7. Mechanism of cure of disorder/disease

Disease is produced qualitatively and cure is effected qualitatively and the process by which this is brought about is a dynamic process. The art of healing is based on scientific principles deduced from observations, generalisations and experimental verifications. Medicines could never cure diseases if they did not possess the power of altering the person's state of health to its previously normal healthy state which keeps the person in a condition of ease and comfort.

Sugar particles have no drug power. Drug particles have drug power. Trituration process carries out under strict Isothermal, Isobaric and Isochoric conditions taking a long processing time of 70 minutes to produce even 1 C potency dynamises the trituration process and distributes the drug power to 50% of the total mass. Thus the indifferent sugar of Milk particles become the carrier of drug power according to Boltzmann

Law of Statistical Theory of Probability.

Homeopathy has a simple Therapeutic law Similium Similibus Curentur (Likes are treated by Likes) or the Law of Similars.

A disorder produces a set of symptoms when a healthy person is given a dose of Homeo medicine. The same medicine when given to the same sick individual cures the symptoms and the person becomes healthy.

This is explained as follows

When a healthy person is given a single dose of low potency, his free energy F will increase to $F+F$ and G will become $G+G$. This will produce disease symptoms in the healthy individual since F and G are always maintained at their respective minima, the innate and adaptive immunity of the healthy person automatically reduces back F and G to their minimum values since F and G are administered in low potency/low energy for curing and treatment of a sick individual with the same set of symptoms (matched symptoms) the Homeopathic Physician gives the dose of low potency. The sick individual with disorder has reduced F and G as $F-F_1$ and $G-$ respectively F and G will become normal with order restored and the individual becomes normal. Let us say, if the drug has not cured completely, the $F = F - F_1 + F_2$ ($F_2 < F_1$) i.e F has not become normal. In such a situation, the physician will increase the dose/potency to restore equilibrium in the diseased person. Dr. Hahnemann introduced the 50 Millesimal potency drugs to avoid use of higher potencies 100C, 200C, 1 M and above because of his apprehension that the drug curing dose is also the disease producing dose as per "Similia similibus" principle.

CONCLUSION

It is now proper to take recourse to integrate all the knowledge available today in the areas of Quantum Physics, Mathematics, Electromagnetic and Thermodynamics phenomena, Biology, Medicine and Engineering.

The effect of sunlight on humans photons on chemical reactions to result in Quantum yield, photosynthesis in diya light when plants absorb carbon dioxide and release oxygen into

atmosphere, the effect of moon light on all the medicinal plants flowering of plants and the plants that produce food grains, on fertility of humans, menstrual cycle of one lunar month of women, 10 lunar months of gestation for babies, plants taking oxygen and releasing carbon dioxide in the night into atmosphere (Calvin Cycle) are all well known. The very fact that the days of the week are named after the seven Celestial bodies Sun, Moon, Mars, Mercury, Jupiter, Venus, and Saturn in this order depending on their periods of rotation with respect to earth needs no description De Broglie Hypothesis on particle wave duality without any restriction on the size of the particle and Scrodinger's equation.


$H\psi = E\psi$ as an Universal extension of De Broglie Hypothesis makes it imperative to deeply study the effect of planets and their satellites in our solar system on all Earthlings. Considering Sun/Earth, Earth/Moon as two body problems according to Newton's Law of gravitation may raise serious issues since there is interplanetary gravitational force that needs further deeper study.


Now that Homeopathy is theoretically proved to have therapeutic Law and presence of medicine in all available potencies as $0.5/p^2$ grains (1 grain= 63 mg) where p = centesimal potency, it is suggested to bring about Homeo Particles in the manufacture of some Ayurvedic medicines already Ashwagandha is available as a Homeo remedy. This needs to be studied further only as a suggestion.

The author dedicates the paper to the members of his family and thanks Dr. Elia Reddy Vasa for his inspiration and encouragement.

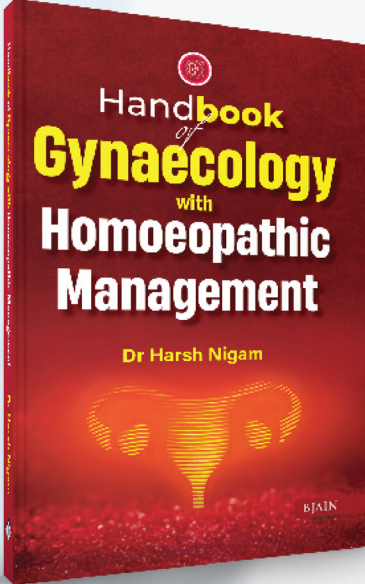
REFERENCES

1. Dr.Hahnemann was RIGHT! Proved Jan 2022 issue of Homeopathic Heritage
2. Jan 2022 issue of The Homeopathic Heritage
3. Physics, a General Course
4. By Savelyev I.V., MIR Publishers, Moscow.
5. Organon of Medicine, 5th and 6th Edition By Hahnemann.S, published by Mr. Bhattacharya & Co(P) Ltd.
6. Unified course in chemistry – Vol IV, By O.P Agarwall, Jai Prakash Nath & Co. Publishers, Meerut





**STEP UP YOUR HOMOEOPATHIC PRACTICE:
STAY UPDATED WITH PROTOCOLS OF MODERN DAY MEDICINE**



Handbook of Gynaecology

- Get Insights into Gynaecological Issues Encountered in Clinic
- Learn Clear Treatment Guidelines & Protocols to match up with Modern Medicine
- Delve into classical, common and lesser known homeopathic remedies & mother tinctures for gynaecological care of your patients.

Demographic Details of Paediatric Patients visiting Tertiary Care Teaching Homoeopathic Hospital: A Pilot Survey

Dr Tina Anand¹, Dr Priya Sareen², Dr Suruchi Sharda³, Kimmi Saini⁴

¹Associate Professor Dept. of Pathology; Homoeopathic Medical College and Hospital, Sector 26; Chandigarh

²Associate Professor, Dept. of Repertory; Homoeopathic Medical College and Hospital, Sector 26; Chandigarh

³Assistant Professor, Dept. of POM; Homoeopathic Medical College and Hospital, Sector 26; Chandigarh

⁴Intern; Homoeopathic Medical College and Hospital, Sector 26; Chandigarh

Keywords

homoeopathy, paediatric, demographics, researches, surveys

Abstract

Paediatric population is an important part of Homoeopathic clientry. Though researches involving this section of population have been conducted regularly, yet the precise scope of hospital care delivered under the homoeopathic system remains poorly quantified. This retrospective pilot survey was thus conducted, as a preliminary research, at a tertiary care homoeopathic teaching hospital, aiming to capture, in real time, the paediatric patient demographics, their disease demographics, along with tentative treatment cost burden. Hospital records of the Paediatric OPD were used to collect data, for a period of six months. Demographic details of patients less than 15 years of both sexes were included in the survey, which was then recorded in Microsoft Excel and further analysed. The mean age was 7.4 years, mode was 7 years. There were a total of 226 male patients (59%); and 151(40%) female. Patients presented with 149 acute conditions and 188 chronic. Complete record of various organ systems involved in disease was available for 314 patients. The most frequent complaints were of Respiratory system (113; 36%), followed by disorders of skin (75; 24%), Gastrointestinal tract (36; 11%), General

(acute seasonal infections and other complaints -25; 7%), CNS (11; 3%), Genitourinary (8; 2%), Developmental (6; 2%), Psychiatric (6; 2%), Musculoskeletal (4; 1%). The medicines were prescribed either therapeutically (19%) or based on group of symptoms (55%), and constitutionally (15%). Physicians also used mixed methods (24%). The treatment cost incurred on an average, was not more than Rs 2000-3000/ 6 months (including consultations and medicines).

Abbreviations

Ayurveda, Yoga and Naturopathy, Unani, Siddha and Homoeopathy (AYUSH), Complementary and Alternative Medicine (CAM), Homoeopathic Medical College and Hospital (HMCH), Outpatient Department (OPD). Central Nervous System (CNS).

Introduction

Homoeopathy is a popular system of treatment for paediatric complaints on account of its safety, efficacy and cost effectiveness. For long, parents have been seeking Homoeopathic treatment without any fear of undue medicinal side effects. Practitioners of mainstream medicine too, prefer themselves, and also recommend Homoeopathic treatment for certain surgical, allergic and auto-immune disorders especially for paediatric patients with chronic ailments. Utilisation of complementary systems as Homoeopathy, and patient satisfaction have been long known, yet

the precise scope of hospital care delivered under Homoeopathic system remains poorly quantified.

Large scale studies have been conducted on paediatric populations^{1,2,5} world over, to assess the efficacy of CAM treatment in various acute and chronic conditions. Out of all other Complementary systems of medicines, Homoeopathy stands second most preferred system worldwide^{2,5}. Based on these studies, though there is insufficient substantial evidence of efficacy of Homoeopathic treatment, nevertheless, researchers with robust methodologies have found Homoeopathic medicines to be safe (with no reported adverse effects^{3,4}). The results of a few International and a local study, have been mentioned below.

Research on use of Homoeopathy in Paediatric population outside India

A 1992 study conducted in a paediatric ambulatory department in Montreal, Quebec, found that of the 11% who had used CAM, homeopathy ranked second in overall use¹. In a survey conducted in England, it was demonstrated that of the 18% of children who had used a complementary therapy, homeopathy was one of the most popular treatments for dermatological; ear, nose and throat; respiratory; and emotional disorders². In two British paediatric studies, 15% of children with asthma and 35% of children with atopic dermatitis who had tried CAM used homeopathy⁵. In Norway, children were visiting homeopaths in ever increasing numbers: from 10% in 1985 to 25% in 1998¹. A 1999 survey of Italian children, revealed that 7.7% had used homeopathy¹.

Homoeopathy in Chandigarh

A cross-sectional study titled "Operationalisation and Utilisation of AYUSH Clinics in Chandigarh, India: A cross sectional evaluation study", was conducted from August 2009 – December 2010, in two community health centres, where both allopathic clinics and AYUSH clinics (NRHM) were operational under one roof, in Chandigarh.

Data collected in this study comprised of socio-economic and disease demographics of patients. According to the study, amongst the AYUSH clinics, Ayurvedic clinics catered to 30.6 per cent of the total patient load whereas, 68.6 per cent

of the patients were registered at homeopathic clinics⁶.

Disease demographics revealed that, allopathic system was preferred for surgical conditions, orthopaedic problems and infections, requiring acute care and amongst AYUSH systems, Ayurvedic stream was preferred for joint problems and digestive system/diarrhoeal diseases (17.9%) and Homeopathy was more popular for allergic/skin disorder⁶.

A switchover from allopathic to AYUSH clinics was also reported especially in cases with duration longer than three months. Side effects and non-effectiveness of the allopathic medicines were quoted as the major reasons for switch over, by 40% and 54% of the patients respectively. 51% (95% CI: 40.8-61.1) of the total patients attending clinic had no prior experience of AYUSH system of medicine⁶.

Positive outcomes of this study were

Patient satisfaction with AYUSH services was found to be very high.

There was higher usage of Homeopathy as compared to the other systems in AYUSH.

Modern medicine was considered to bring only symptomatic improvement and was not curative of the underlying problem.

The switchover from modern medicine was more for safer treatment (no side effects) especially for chronic ailments.

The higher use of AYUSH among lower income groups, as reported by earlier researches^{7,8}, was found inconsistent. This finding may be due to overall lack of utilization of public services by high income group population.

The negative outcome of study was

Not many were satisfied with the medicines and with the ultimate relief from the problem they were suffering with, as claimed.

Study has further shown poor referral by allopathic doctors. It may be due to their misperceptions and nonorientation to AYUSH system.

From the above, it can be concluded that

Researches with robust methodologies, aiming at quantifying the precise outcome and scope are required to improve overall patient care and satisfaction.

Generating awareness about the Homoeopathic system, amongst masses and healthcare providers of other schools is required.

Also, there are only a few good studies showing benefits of homeopathy when prescribed by trained practitioners in children and further clinical evidence is required to advocate them.

Objectives: The data collected in this study will serve as a base for identification of specific paediatric disease conditions for which parents seek homoeopathic treatment, and to conduct further good quality interventional studies, to quantify the precise scope of homoeopathic treatment.

It will further expand the literature of paediatric conditions from a Homoeopathic perspective, and encourage the use of Homoeopathy as the primary healthcare intervention and first line of treatment for paediatric diseases.

Materials and Methods

Study Design: Retrospective exploratory survey.

Setting: Paediatric OPD of Homoeopathic Medical College and Hospital, sector 26, Chandigarh

Participants: The data of all patients under the age of 15 years, of both sexes, visiting the Paediatric OPD of HMCH, Chandigarh, between the period of November 2022 to April 2023 was collected. Data of patients above 15 years was excluded.

Data Collection: The entry logbook of Paediatric OPD of HMC and Hospital, Chandigarh, was searched for all the entries for a period of 6 months i.e. between November 2022 to April 2023. A primary list of case file numbers of all entries was prepared. A second list was then prepared excluding repeated file numbers (case follow ups). The case record files of this revised list were then collected.

Data was collected from these case record files, which included patient and disease demographics. Data of all cases was then entered in Microsoft excel and later analysed. The following details were

included: name ; age; sex; presenting complaint; disease diagnosis; nature of disease; date of first visit; number of visits; date of last visit; medicine prescribed; dose; mode of prescription.

Statistical analysis

Simple descriptive statistics are presented for all findings because we made no prespecified hypotheses. The data was analysed using Microsoft excel tools.

Ethics approval

Research ethics board approval was not obtained because this was a non- interventional simple retrospective exploratory study. Also, all the information about patients in the database was anonymous, informed consent was thus not necessary for this manuscript.

Results

There were a total of 905 entries from November 2022 to April 2023. The Primary list constituted of 895 case file numbers. The revised list, excluding follow ups, constituted of a total of 390 paediatric cases. Out of these 10 case files had incomplete demographic information and 1 file of age 25 years was entered in paediatric logbook.

Age Demographics: Patients from few months old upto 15 years of age visited the hospital OPD. The age was entered in whole numbers by rounding up the age to next whole number, as, all paediatric patients less than a year were categorised as infants, and their age was entered as 1.

The maximum age recorded was 15 years, minimum was 5 months. The mean age was 7.4 years, mode was 7 years. Age was recorded into 3 class intervals of 0-5 (159; 45%); 6-10 (125; 33%); 11-15 (90; 24%) (Record of total 294 available)

Sex Demographics: There were a total of 226 males (59%); and 151(40%) female patients.

Nature of disease : There were 149 acute conditions and 188 chronic.

Disease demographics: Parents brought children with complaints of different systems. Complete record of the system involved in disease was available for 314 patients. The most frequent complaints were of Respiratory system ; (113;

36%), followed by disorders of skin (75; 24%), Gastrointestinal tract (36; 11%), General (acute seasonal infections and other complaints -25; 7%), CNS (11; 3%), Genitourinary(8; 2%), Developmental (6; 2%), Psychiatric(6; 2%), Musculoskeletal (4; 1%).

The system most frequently involved was Respiratory system (139). The most frequent cause attributable to disorders of the respiratory system was Allergies (107/139= 77%).

Treatment Expenditure: The total number of visits recorded for chronic ailments were less than 10 in maximum cases (281 out of 330). The medicine prescribed was for 7 days on an average. So including registration/card fee, the average weekly expenditure was Rs 270/-. The treatment cost incurred on an average, was thus, not more than Rs 2000-3000/-. (including consultations and medicines).

Mode of Prescription: The medicines were prescribed either therapeutically (19%) or based on group of symptoms (55%), and constitutionally (15%). Physicians also used mixed methods (24%), when they started cases with constitutional remedy and prescribed symptomatically in between for acute exacerbations. Intercurrents and anti-miasmatics were also used when cases stopped showing improvement. The following table shows the percentage of cases prescribed on various bases.

Dose: Constitutional medicines were given as a single dry dose or three doses repeated thrice a day, at an interval of half hour. Medicines prescribed on the basis of presenting symptom similarity and therapeutically were mostly prescribed twice or thrice daily. The interval of visits for symptom based and therapeutic mode of prescription were 3, 5, 7, 15 days. Constitutional medicines were not repeated before 15 days- 1 month. The interval of visits for symptom based and therapeutic mode of prescription were 3, 5, 7, 15 days.

CONCLUSION

A fair percentage of homoeopathic clientele is Paediatric. A greater percentage of patients with chronic ailments (56%) seek homoeopathic treatment. Homoeopathic treatment has an edge

over all other modes of treatments as far as safety (no medicinal adverse effects) is concerned. Parents seek homoeopathic treatment for a wide range of paediatric ailments yet Respiratory affections accounted for the maximum number of cases (47%). Most of the upper and lower respiratory disorders were attributable to allergy (77%). It can thus be concluded that, to quantify the actual scope of homoeopathic treatment, further good quality research with robust methodologies, need to be conducted. Chronic allergic respiratory conditions in paediatric population is an area, which needs research in order to encourage the use of Homoeopathy as the primary healthcare intervention and first line of treatment, for such common chronic diseases.

These would help to improve treatment outcomes, for better patient care and satisfaction.

REFERENCES

- Spigelblatt L. Homeopathy in the paediatric population. *Paediatrics & Child Health*. 01 March 2005 Volume 10, Issue 3, March 2005, Pages 173–177, <https://doi.org/10.1093/pch/10.3.173>
- Amol A. Verma, Yishan Guo, Janice L. Kwan, Lauren Lapointe-Shaw, Shail Rawal, Terence Tang, Adina Weinerman, Peter Cram, Irfan A. Dhalla, Stephen W. Hwang, Andreas Laupacis, Muhammad M. Mamdani, Steven Shadowitz, Ross Upshur, Robert J. Reid and Fahad Razak. Patient characteristics, resource use and outcomes associated with general internal medicine hospital care: the General Medicine Inpatient Initiative (GEMINI) retrospective cohort study. *Cmajopen*. December 13, 2017. Vol.5, Issue 4, 21 Dec 2017(5) E842-E849; DOI: <https://doi.org/10.9778/cmajo.20170097>
- Dutta S, Choudhury S, Biswas D, Khuda-Bukhsh AR. Homeopathic Management Of Pain And Stiffness Of Arthritic Knee Joint: Clinical Data Analysis Of Palliation Criteria In An Observational Study. *International Journal*. 2022 May;5(3):492
- Thurneysen A, Matthiessen PF. Effectiveness, safety and cost-effectiveness of homeopathy in general practice—summarized health technology assessment. *Complementary Medicine Research*. 2006;13(2):19-29.
Elio R, Paola B, Marialessandra P, Alba B, Monica Da F. Outcome of homeopathic treatment in paediatric patients: An observational study from 1998 to 2008. *European Journal Of Integrative Medicine*. Volume 2, Issue 3, September 2010, Pages 115-122. <https://doi.org/10.1016/j.eujim.2010.07.001>
- Geet G, Aggarwal AK. Operationalisation and Utilisation of AYUSH Clinics in Chandigarh, India: A cross sectional evaluation study. *Public Health Research & Development*, 2012•(research-gate.net).
- Singh V, Raidoo DM, Harries CS. The prevalence, patterns of usage and people's attitude towards complementary and alternative medicine (CAM) among the Indian community in Chatsworth, South Africa. *BMC Complement Altern Med*. 2004 Feb 4;4:3
- Bhat S, Gupta V, Srikanth N, Lavekar GS. Feasibility of integrating Ayurveda with modern system of medicine in a tertiary care hospital for management of osteoarthritis (knee)- An operational Study. New Delhi: Central Council for Research in Ayurveda and Siddha.2007

Prof. (Dr.) Chaturbhuja Nayak

DHMS(Hons.), Dip. NIH(Hons.), MD(Hom.)

Formerly: Director General, Central Council for Research in Homoeopathy, Ministry of Ayush, Govt. of India; President, Homoeopathy University, Jaipur, Rajasthan & Principal-cum-Superintendent, Dr. AC Homoeopathic Medical College & Hospital, Bhubaneswar.

Email ID: drcbnayak@gmail.com



The book titled “Synoptic Memorizer of Materia Medica” is documented by two authors, Dr. Subrat Kumar Banerjea- the father and Dr. Saptarshi Banerjea- the son, who represent the fourth and fifth generation, respectively, of the

famous Dr. Banerjea family of West Bengal. From the title of the book, many readers may interpret as if it only shows a shortcut way how to memorize the symptomatology of different homoeopathic medicines, particularly by the students to reproduce during examinations. But in reality, the book encompasses various areas covering Drug totality, Constitution, Diathesis, Miasms, Physical generals, Mental picture, Aetiology, Characteristic features, Theme & Essence (including Physical and Mental essence), Particular symptoms(system-wise), General and Particular Modalities, Drug Relationship, Dosage and finally, Questions for Viva Voce tests. Frankly speaking, I don’t remember to have read any Materia Medica book in Homoeopathy, covering all these domains in one place. Realising the arduous task of memorizing the vast array of symptoms of polycrest drugs, the authors have presented most of them through MNEMONICS, which are extremely beneficial not only for the students, but also for the clinicians, teachers and all the professionals of Homoeopathy. Being the teachers of Homoeopathic Materia Medica of two

generations, the authors know the difficulties faced by the students while appearing at the oral examinations in Homoeopathic Materia Medica. Therefore, they have introduced “Oral Questionnaire” at the end of each drug with correct answers. A new concept they have added is “Theme & Essence”, under each medicine, including ‘Physical Theme’ and ‘Mental Theme’, in which the essence of the drug is presented in a unique way to conceptualise, comprehend, and memorize easily. The particular symptoms are presented under different systems, quoting veteran authors like Dr. C. Hering, Dr. TF Allen, Dr. HC Allen, Dr. JH Clarke, Dr. Cowperthwaite, Dr. Dunham, Dr. Farrington, Dr. Guernsey, Dr. EB Nash, Dr. Lippe, Dr. Teste and Dr. ML Tyler. In the second, revised and enlarged edition of the book, the authors have made sincere endeavours to highlight the practical implications and applications of the book in clinical practice.

I am confident, the book will assist the clinicians to prescribe the correct similimum for the patients, help the teachers to present the drug profiles creating an interesting and congenial environment in classrooms, and finally the students, to delve into the ocean of Materia Medica and bring out the cream essential for their academic fulfilments.

I wish, the authors will continue their efforts to document more valuable books in future for the benefit of homoeopathic professionals.

The Chronic Diseases: Their Peculiar Nature & Their Homoeopathic Cure (Volume 1 & 2) by Dr. Samuel Hahnemann

Dr. Ankur Shukla

B.H.M.S. M.D.(Scholar) , Bakson Homoeopathic Medical College & Hospital, Greater Noida, 201310



My Perspective On The Book

Dr. Samuel Hahnemann’s contemplation of the outcomes of homoeopathic treatment in the absence of a comprehensive theory on chronic diseases served as the impetus for the creation of this profound book. In the introductory section, he elucidates, “The chronic disease could, despite all efforts, be but little delayed in its progress by the Homoeopathic physician and grew worse from year to year.” The trajectory of these ailments, according to Hahnemann, exhibited a pattern of promising beginnings, followed by less favorable continuations, ultimately leading to a sense of hopelessness.

Volume 01	Volume 02
Agaricus Muscarius	Lycopodii Pollen
Alumina	Magnesia Carbonica
Ammonium Carbonicum	Magnesia Muriatica
Ammonium Muriaticum	Manganum
Anacardium Orientale	Mezereum
Antimonium Crudum	Muriaticum Acidum
Arsenicum Album	Natrum Carbonicum
Aurum	Natrum Muriaticum
Aurum Muriaticum	Nitri Acidum
Baryta Carbonica	Nitrum
Borax Veneta	Petroleum
Calcarea Carbonica	Phosphorus
Carbo Animalis	Phosphoricum Acidum
Carbo Vegetabilis	Platina

Sarsaparilla	Causticum
Sepia	Clematis Erecta
Silicea Terra	Colocynthis
Stannum	Conium Maculatum
Sulphur	Cuprum
Sulphuricum Acidum	Digitalis Purpurea
Zincum	Dulcamara
	Euphorbium
	Graphites
	Guaiaicum
	Hepar Sulphuris Calcareum
	Iodum
	Kali Carbonicum

It was amidst this despair in addressing the relentless scourge of chronic illnesses that Dr. Hahnemann grappled with a question that occupied his thoughts for many sleepless nights, culminating in the birth of the theory of chronic disease. Commencing his dedicated pursuit in 1817, Hahnemann, despite uncovering crucial insights early in his exploration, chose to keep this profound discovery guarded, entrusting it initially to his steadfast disciples, Dr. Johann Ernst Stapf (1788-1860) and Dr. Gustav Wilhelm Gross (1794-1847). His motivation behind this selective revelation lay in the belief that the world needed to be acquainted with this knowledge in the event of any adversity befalling his health.

Over the course of nearly a decade, from the initiation of his quest until the eventual revelation, Dr. Hahnemann meticulously refined and tested his theory, leaving no room for doubt in his mind. The culmination of this exhaustive effort is exemplified in his unwavering dedication, encapsulated in the statement, “the Giver of all good things permitted me within this space of time to gradually solve this sublime problem through unremitting thought, indefatigable inquiry, faithful observation, and the most accurate experiments made for the welfare of humanity.” This book stands as a testament to Dr. Hahnemann’s profound commitment to unraveling the complexities of chronic diseases for the betterment of mankind.

Breakdown of The Book

This rendition of the chronic disease marks the second English interpretation, following Dr. Charles J. Hempel’s initial translation published by W.M. Radde in 1845-46. However, upon its reprint, vehement objections arose, decrying its inaccuracies and numerous omissions. Consequently, a demand surfaced for a new translation, giving rise to the creation of this book. The author meticulously adhered to the essence of Dr. R.E. Dudgeon’s translation of M.M. Pura, diverging from Dr. Hempel’s rendition.

In order to enhance comprehension and facilitate a deeper understanding of the invaluable contents within this tome, I propose to meticulously distil its essence into a structured tabular format. By doing so, readers will be afforded a lucid

and accessible overview, allowing for a more facile apprehension of the wealth of knowledge contained therein.

Foreword	Dr. Constantine Hering
Translator’s Preface	Prof. Louis. H. Tafel
Preparatory Notes to Materia Medica	Dr. Richard Hughes
Editor’s Preface	Pemberton Dudley
Author’s Preface to 1st Edition	Dr. C.F.S. Hahnemann
Preface to 4th Volume	Dr. C.F.S. Hahnemann
Preface to 5th Volume	Dr. C.F.S. Hahnemann

Nature of Chronic Disease	Explores the underlying characteristics, aetiology and progression of chronic miasms. With a special list of symptoms of latent psora and developed psora.
Cure of Chronic Disease	In this Dr. Hahnemann proceeds with the medical homoeopathic treatment of the illimitably large number of chronic diseases.
Sycosis	Cure of Sycosis in Primary & Secondary Stages
Syphilis	Cure of Syphilis in Primary & Secondary Stages
Psora	Cure of Psora in Primary & Secondary Stages
Antipsoric Medicines	List of 48 medicines

Use in Clinical Practice

In the pursuit of mastering the intricate science of homeopathy, budding students often grapple with the profound question surrounding the identification of an individual’s miasm when presented with specific complaints. The customary recourse to deciphering this complexity is often

found in consulting reference books that expound upon the original works on miasmatic theory. However, the inherent challenge lies in the inevitable dilution and distortion of insights when filtered through the interpretations of subsequent authors.

The gravity of this dilemma and the paramount role of miasmatic theory in the treatment of chronic illnesses come sharply into focus through the words of the venerable Dr. Hahnemann. In his seminal work, "The Chronic Diseases," he unveils a revelation born out of relentless dedication, declaring, "I have striven night and day for the last four years to discover the missing keystone, and thus find the means of stamping out the old chronic diseases." Through a myriad of experiments, experiences, and unwavering contemplation, he attains the elusive object of his quest, an invaluable discovery that he emphatically asserts surpasses all his previous findings. Dr. Hahnemann avows its significance, asserting that without this missing keystone, all existing homeopathy remains inherently defective and imperfect.

Conclusion

For the aspiring homeopathic student, embarking on the odyssey to become a consummate practitioner, "The Chronic Diseases" stands as a

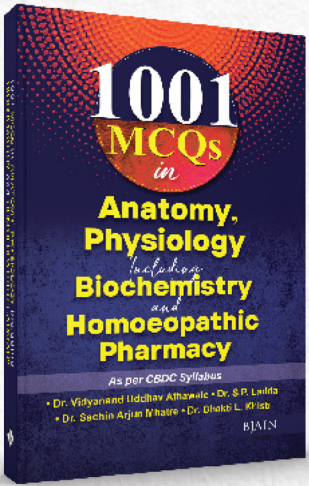
pivotal milestone in their intellectual journey. Dr. Hahnemann's magnum opus, with its profound insights and revolutionary revelations,


serves as an indispensable guide. Aspiring physicians will find in its pages the key to unlocking the secrets of chronic diseases, propelling them towards the zenith of success in their chosen field.

In the luminous pages of "The Chronic Diseases," Dr. Samuel Hahnemann's profound insights unfold like petals, revealing the timeless wisdom of homeopathy. Published by BJain Publishers, this literary gem beckons young homeopathic enthusiasts to delve into its pages and unearth the transformative power it holds. With eloquence and precision, Hahnemann's teachings not only illuminate the peculiar nature of chronic ailments but also serve as a guiding beacon towards their homeopathic cure. A literary masterpiece, this book is a treasure trove of knowledge, inviting eager minds to absorb the essence of healing and embark on a journey of profound understanding.

Within these pages, young homeopathic minds will discover not just a book, but a timeless compass guiding them through the profound art of holistic cure—imbibing wisdom that transcends both time and ailment.

1001 MCQs





BEFORE ANYTHING ELSE, PREPARATION IS THE KEY TO SUCCESS

- Based on Dynamic Curriculum (CBDC) released by NCH
- Each subject features 1001 meticulously crafted questions strategically organized into chapters.
- Answers to MCQs conveniently located at the end of each chapter for effective self-assessment.
- Tailored to meet the needs of first-year BHMS students and individuals gearing up for competitive exams.

Homeopathy360

You think, We Link...

One Stop Resource Centre For You

STAY UPDATED, STAY AHEAD

Be the voice of Homeopathy

LATEST NEWS



EVENTS



ARTICLES



VIDEOS



INTERVIEWS



CAREER & JOBS



BOOK REVIEW



Get your work published!

Email us at- articles@homeopathy360.com

Website: www.homeopathy360.com

[f](#) @homeopathy360forall

[t](#) @homeopathy360

[i](#) @homeopathy360